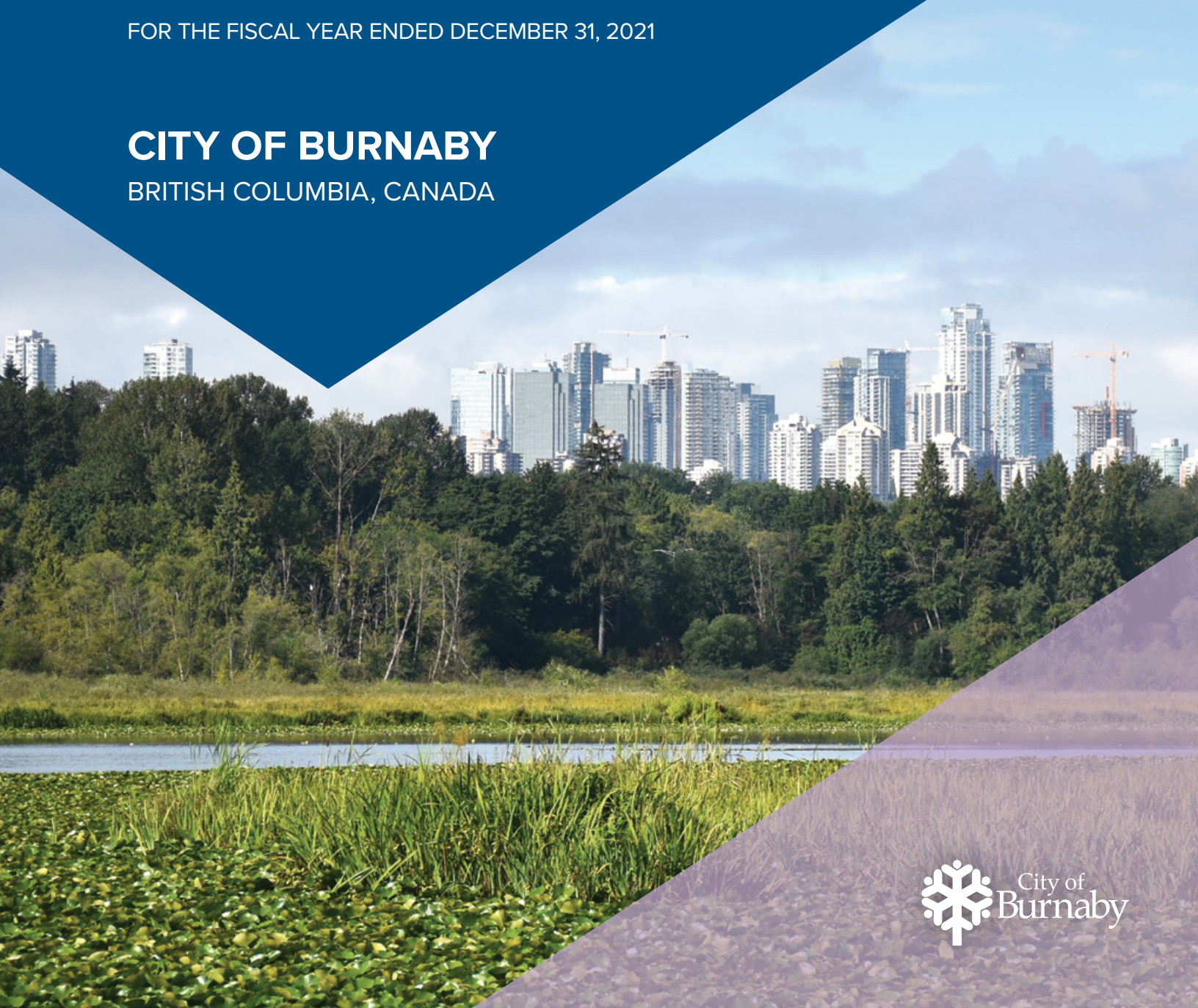


2021 ANNUAL MUNICIPAL REPORT HIGHLIGHTS

FOR THE FISCAL YEAR ENDED DECEMBER 31, 2021

CITY OF BURNABY
BRITISH COLUMBIA, CANADA





Government Finance Officers Association

**Award for
Outstanding
Achievement in
Popular Annual
Financial Reporting**

Presented to

City of Burnaby

British Columbia

For its Annual Financial Report
for the Fiscal Year Ended

December 31, 2020

Christopher P. Morrell

Executive Director/CEO

Government Finance Officers Association of the United States and Canada (GFOA) has given an Award for Outstanding Achievement in Popular Annual Financial Reporting to the City of Burnaby for its Popular Annual Financial Report for the fiscal year ended December 31, 2020. The Award for Outstanding Achievement in Popular Annual Financial Reporting is a prestigious national award recognizing conformance with the highest standards for preparation of state and local government popular reports.

In order to receive an Award for Outstanding Achievement in Popular Annual Financial Reporting, a government unit must publish a Popular Annual Financial Report, whose contents conform to program standards of creativity, presentation, understandability, and reader appeal.

An Award for Outstanding Achievement in Popular Annual Financial Reporting is valid for a period of one year only. The City of Burnaby has received a Popular Award for the last four consecutive years (fiscal years ended 2017-2020). We believe our current report continues to conform to the Popular Annual Financial Reporting requirements, and we are submitting it to GFOA to determine its eligibility for another Award.

Burnaby's Vision:

A world-class city committed to creating and sustaining the best quality of life for our entire community.

Burnaby is located on the ancestral and unceded homelands of the hən̓q̓əmiñəm and Skwxwú7mesh speaking peoples.

Table of Contents

Produced by the Finance Department at the City of Burnaby in cooperation with all civic departments.

- 5 CITY COUNCIL
- 7 MESSAGE FROM THE MAYOR
- 8 BURNABY AT A GLANCE
- 12 CORPORATE STRATEGIC PLAN HIGHLIGHTS
- 20 FINANCIAL HIGHLIGHTS
- 28 CONTACT INFORMATION

Introduction

The 2021 Annual Municipal Report Highlights provides an executive summary of the City of Burnaby's 2021 Annual Municipal Report, which is located on the City's website at [Burnaby.ca/FinancialPlan](https://www.burnaby.ca/FinancialPlan). The highlights document contains an overview of statistics and achievements for 2021 in relation to the Corporate Strategic Plan goals, financial charts and graphs as well as the Consolidated Statement of Operations and Accumulated Surplus and Consolidated Statement of Financial Position which forms part of the City's consolidated financial statements. The consolidated financial statements were prepared in accordance with Canadian public sector standards and audited in accordance with Canadian generally accepted auditing standards.

CITY COUNCIL



Mayor Mike Hurley



Councillor
Pietro Calendino



Councillor
Sav Dhaliwal



Councillor
Alison Gu



Councillor
Mike Hillman



Councillor
Dan Johnston



Councillor
Colleen Jordan



Councillor
Joe Keithley



Councillor
James Wang

Message from the Mayor

MESSAGE FROM THE MAYOR



I am honoured to present the 2021 Annual Municipal Report Highlights on behalf of Burnaby Council.

The future is bright for Burnaby.

As our community emerges from the two-year disruption caused by the COVID-19 pandemic, I am filled with a sense of optimism and hope.

We are about to embark on a transformative period in our city. Over the last few years, we've spent a great deal of time and effort conducting in-depth consultations with residents and stakeholders to create long-range plans for housing, infrastructure, transportation and climate action. And now, we are beginning to see those plans come to fruition.

For the first time in Burnaby's history, there are more non-market rental housing units being built in our community than market rentals. This is a big win for affordability, and is a direct result of the actions and policies implemented at the recommendation of the Mayor's Task Force on Community

Housing in 2019 and the subsequent HOME strategy, which was endorsed by council in 2021.

We are also preparing big changes to the way we move. In 2021, we replaced a 25-year-old Transportation Plan with Connecting Burnaby, an ambitious vision for the future of travel in our City.

At the heart of all these plans is our urgent commitment to reduce carbon emissions in our community. In 2019, we set a goal to achieve carbon neutrality in Burnaby by 2050. But as we continue to experience the effects of a warming climate first-hand, it is imperative that we redouble our efforts to achieve that goal even earlier.

To address the needs of our growing City, this year we passed the most ambitious capital plan to date, with plans to build five new community facilities in five years.

It's important to think big, but we can't lose sight of the essential services that the City provides for its residents. Every day, Burnaby residents drive our roads, walk our trails and depend on our essential infrastructure, such as sewer and water.

We will continue to work towards our dream of building an even better Burnaby with our staff committed to delivering the highest standards of service to our residents.

There will always be challenges to face and obstacles to overcome, but I have never been more certain that the best days for our community are ahead of us.

Mayor Mike Hurley

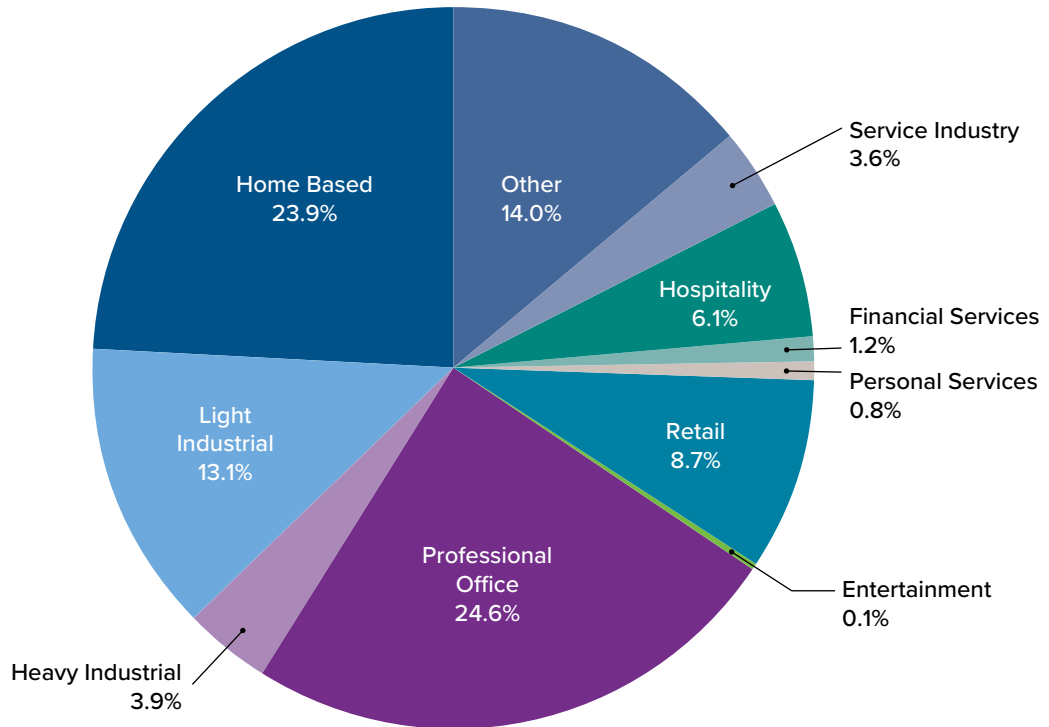
Burnaby at a Glance



The City of Burnaby was incorporated in 1892 and grew quickly due to its central location adjoining the cities of Vancouver and New Westminster. Although initially founded as an agricultural area, it quickly grew as a favoured suburban district of homes with diverse and beautiful neighbourhoods. After the Second World War, Burnaby boomed with many new residential subdivisions and diverse commercial and industrial developments. From the 1970s to the 1980s, Burnaby was further transformed by the introduction of a new vision and Official Community Plan that defined a sophisticated urban centre.

Today, Burnaby is the third-largest city in British Columbia, with four vibrant town centres and large districts for technology, business and education. Burnaby's citizens live in a broad range of neighbourhoods served by an outstanding park system and innovative civic facilities. Together, these amenities help Burnaby continue to chart a path forward as an economic, social and environmentally sustainable city.

2021 BURNABY BUSINESS DISTRIBUTION BY SECTOR



Source: City of Burnaby - Public Safety & Community Services Department



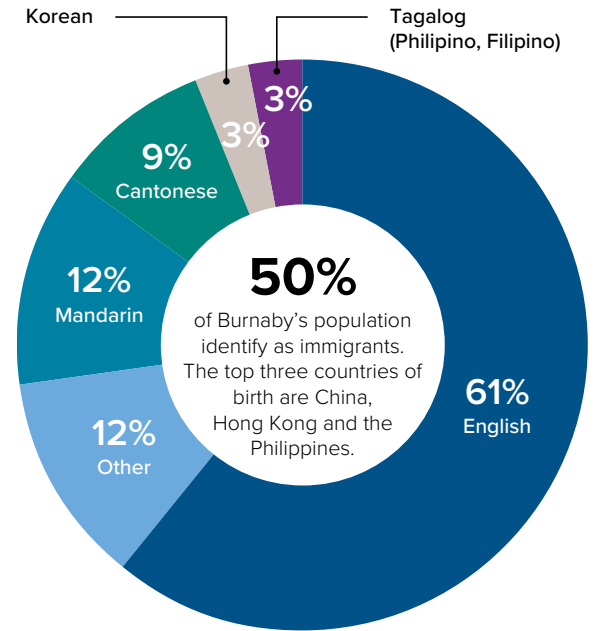
POPULATION (2021)



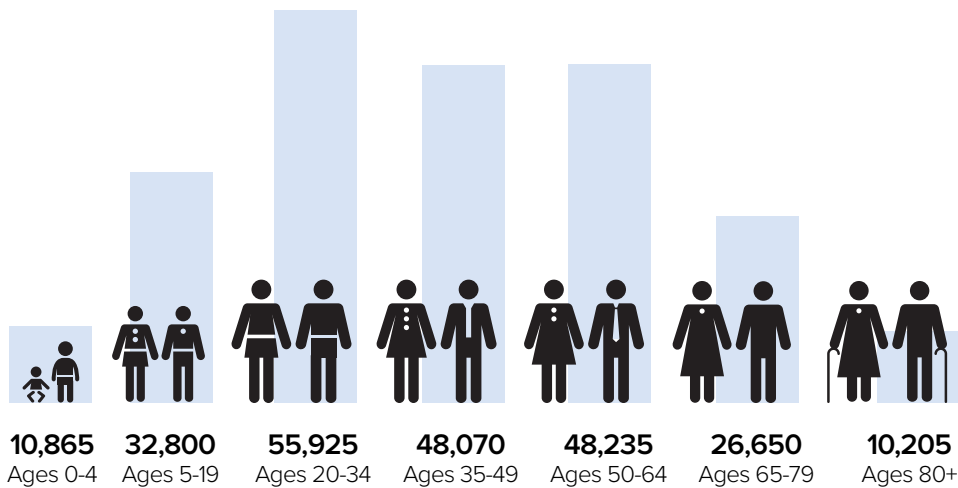
249,125

While Burnaby occupies just over 3% of the land area of Metro Vancouver, it accounts for approximately 10% of the region's population. It is the third most populated urban centre in British Columbia with a total population of 249,125 in 2021.

LANGUAGES SPOKEN AT HOME (2016)



POPULATION BY AGE (2016)



RESIDENTS USING SUSTAINABLE TRANSPORTATION (2016)

(2016)




LABOUR FORCE (2016)



125,815

people over 15 years of age in the labour force



6.4%

Unemployment

1/3

of Burnaby residents walk, cycle, or take transit to work.

HOUSEHOLD STATISTICS (2016)



2.9

Average persons per household



40.3 years

The population is getting older. In 1996, the average age was 37.8, compared to 40.3 in 2016



59%

of the population aged 15 years and older has a post-secondary certificate, diploma, or degree.



\$82,751

Median family income (2015)



62%

Owner Households



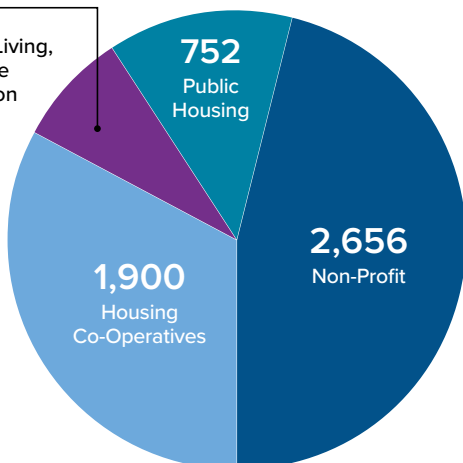
38%

Tenant Households

NON-MARKET HOUSING (2016)

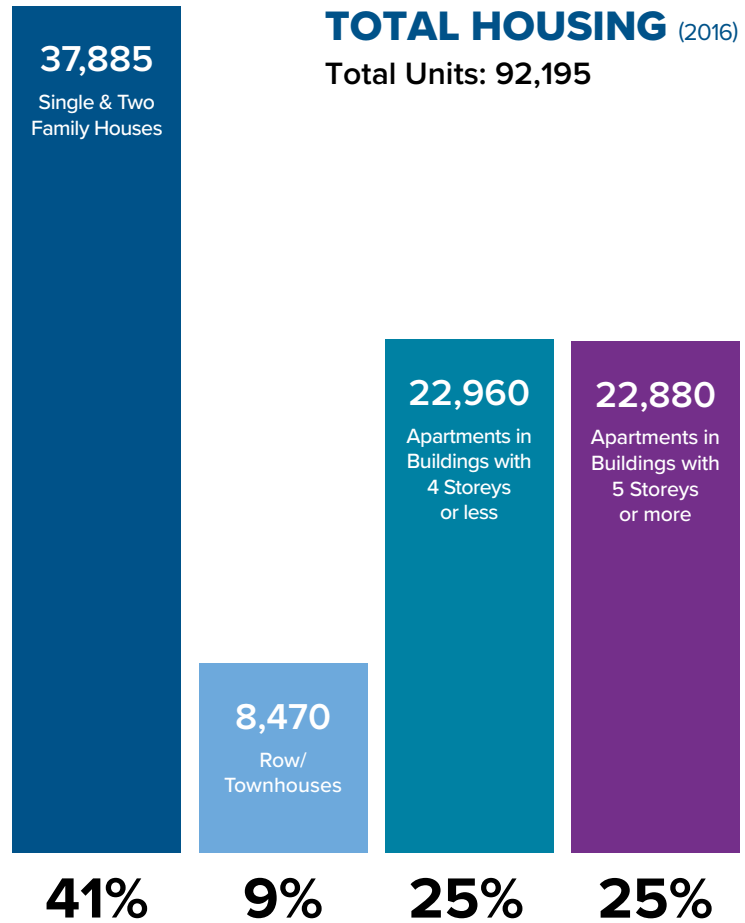
Total Units: 5,764

456
Assisted Living,
Supportive
& Transition
Housing



TOTAL HOUSING (2016)

Total Units: 92,195



TOP 5 OCCUPATIONS (2016)



26%

Sales & Service Occupations



10%

Management Occupations



19%

Business, Finance & Administration Occupations



10%

Education, Law & Social, Community & Government Services



11%

Trades, Transport & Equipment Operators & Related Occupations



24%

All Other Occupations

Corporate Strategic Plan Highlights

The City of Burnaby's Vision is to be **A World-Class City Committed to Creating and Sustaining the Best Quality of Life for Our Entire Community**. The Corporate Strategic Plan is founded upon and guided by the goals that the City has established through a series of forward-thinking, long-term plans, including the Council adopted trilogy of sustainability strategies (social, environmental and economic), the Official Community Plan and other City policies which establish the planning and resource context of our work. In Burnaby, the path to achieving our vision rests on our **Core Values** of **Community, Integrity, Respect, Innovation** and **Passion**, which describe how we do our work, and are the principles that guide our actions and decisions. Following, you will find the City's six strategic goals, related sub goals and highlights of some of our 2021 achievements. A complete list of 2021 achievements and future initiatives can be found in the City's 2022-2026 Financial Plan, located at [Burnaby.ca/FinancialPlan](https://burnaby.ca/FinancialPlan).

A SAFE
COMMUNITY

A CONNECTED
COMMUNITY

AN INCLUSIVE
COMMUNITY

A HEALTHY
COMMUNITY

A DYNAMIC
COMMUNITY

A THRIVING
ORGANIZATION

LEGEND - LEAD DEPARTMENT RESPONSIBLE FOR INITIATIVES

Though all departments work collaboratively to maximize efficient delivery of all City programs and initiatives, specific departments take a lead role. The following legend identifies lead departments for the 2021 accomplishments highlighted on pages 14 through 19.

BFD	Burnaby Fire Department
BPL	Burnaby Public Library
CAE	Climate Action & Energy
CCM	Corporate Communications & Marketing
CSS	Citizen Support Services
E	Engineering Department
F	Finance Department
IT	Information Technology Department
PB	Planning & Building Department
PC	People & Culture Department
PRCS	Parks, Recreation & Cultural Services Department
RCMP	RCMP Burnaby Detachment



Strategic Goal 1

A SAFE COMMUNITY

CRIME PREVENTION & REDUCTION



Burnaby Gang Enforcement Team

Launched Burnaby Gang Enforcement Team (BGET), a team dedicated to targeting gang members and their activity in Burnaby. **(RCMP)**

EMERGENCY PREPAREDNESS



Firefighting Support in BC Interior

Burnaby Fire Department crews deployed on an ongoing basis to the B.C. Interior during the summer 2021 wildfire season. Crews drove up to the Interior to work for seven days before returning back home to Burnaby. Careful management of resources and personnel meant these deployments were made without any impact on the delivery of services to Burnaby residents. Providing support in wildfire situations offers Burnaby firefighters valuable wildland firefighting experience on the road, which will benefit Burnaby residents in the event that the city has to deal with its own wildfire scenario. There was no additional cost to Burnaby taxpayers, as the province covers the full cost for the firefighters' time and equipment. **(BFD)**

EMERGENCY SERVICES



Winter Operations

Added eight new freightliner tandem axle dump trucks to the City fleet, with full winterized packages (salter, plows with controls). These trucks will reduce down time and will be on the front lines as soon as snow hits the ground to provide anti-icing brining operations, snow clearing and salting. **(E)**

TRANSPORTATION SAFETY



Burnaby Transportation Plan

Completed the draft Burnaby Transportation Plan, which provides policy direction, Big Moves and actions to enhance safety, access and comfort for all road users. **(PB)**

COMMUNITY AMENITY SAFETY



Be Park Smart

The Be Park Smart campaign encouraged residents and visitors to make responsible decisions when visiting Burnaby's parks and comply with the latest orders from the Provincial Health Officer. A dedicated web page was created to support residents with information and tips on being safe while outdoors. **(CCM)**

Strategic Goal 2

A CONNECTED COMMUNITY

DIGITAL CONNECTION



Launched New Burnaby.ca Website

Launched the redesigned Burnaby.ca website on August 9 to better meet the needs of our community by providing a citizen-centric, service-oriented web experience with easier access and navigation to the City's online services. **(IT)**

SOCIAL CONNECTION



Increased Outreach to Isolated Seniors

Performed weekly wellness check-in calls with senior clients and volunteers. Clients were connected with additional services and/or resources as needed. The Phone Buddy match-up service, where volunteers call seniors, was increased. As part of the Sunshine Notes project, students connected with isolated seniors by writing letters which were included in the seniors grocery deliveries. The seniors would have the opportunity to write back to the students and City staff would deliver the messages to the schools. **(CSS)**

PARTNERSHIP



City-School District Partnership for Child Care

Through a partnership with the Burnaby School District, new child care centres opened on four sites this year, creating a total of 136 new child care spaces for children aged five and under. **(PB)**

GEOGRAPHIC CONNECTION



Marine Drive – Boundary to Greenall Project

This project aims to bring Marine Drive to the urban street standard including curb and gutter, sidewalk on both sides of the road, bus route pavement, new bus stops, intersection upgrades, new streetlights, boulevard, and street trees as required. **(E)**



Strategic Goal ③

AN INCLUSIVE COMMUNITY

CELEBRATE DIVERSITY



Building Bridges Through Understanding the Village

Offered two workshops for employees called Building Bridges Through Understanding the Village, in alignment with the National Day for Truth and Reconciliation and the City's goal of furthering education and awareness about Indigenous peoples. This experiential workshop focused on understanding our individual role in supporting the revival of the values integral to Indigenous peoples as well as exploring the effects of residential schools and Canada's policy of assimilation on Indigenous communities. (PC)

SERVE A DIVERSE COMMUNITY



Expanded Languages

In 2021, BPL expanded the number of languages in the collections, adding Tagalog, Vietnamese, Bosnian/Serbian/Croatian and Arabic. BPL now provides materials in 14 different languages. (BPL)

ENHANCE CITY WORKFORCE DIVERSITY



Anti-Racism Climate Audit

In 2021, BPL conducted an anti-racism climate audit. The library hired consultants to survey and talk with staff about their experiences with racism, and to recommend changes in hiring, training, customer service and the culture of BPL to move the library towards being an anti-racist organization. (BPL)

CREATE A SENSE OF COMMUNITY



Burnaby Village Museum – 50th Anniversary Commemorative Book

Burnaby Village Museum has consulted with past and present staff to create a professional commemorative book to celebrate Burnaby Village Museum's 50th Anniversary. The book will be for sale during the anniversary celebrations in 2022. (PRCS)



Burnaby Village Museum's 50th Anniversary Commemorative Book

Strategic Goal 4

A HEALTHY COMMUNITY

HEALTHY LIFE



Christine Sinclair Community Centre

On March 15, Christine Sinclair Community Centre opened its doors for registered weight room and fitness class sessions. Plans are in place to maximize the new recreation centre's functionality, including the replacement of the gym floor, renovation of the fitness and training studios, storage rooms and public lobby area to allow facility users to take advantage of the amenities to the fullest. (PRCS)

HEALTHY ENVIRONMENT



Climate Action Framework Implementation

In 2021, the City completed the first year of implementation of the City's Climate Action Framework, encapsulated in the City's first progress report. Achievements summarized in this framework show progress on Quick Starts in all of the framework's seven Big Moves. (CAE)

LIFELONG LEARNING



Volunteer Management Hybrid Conference

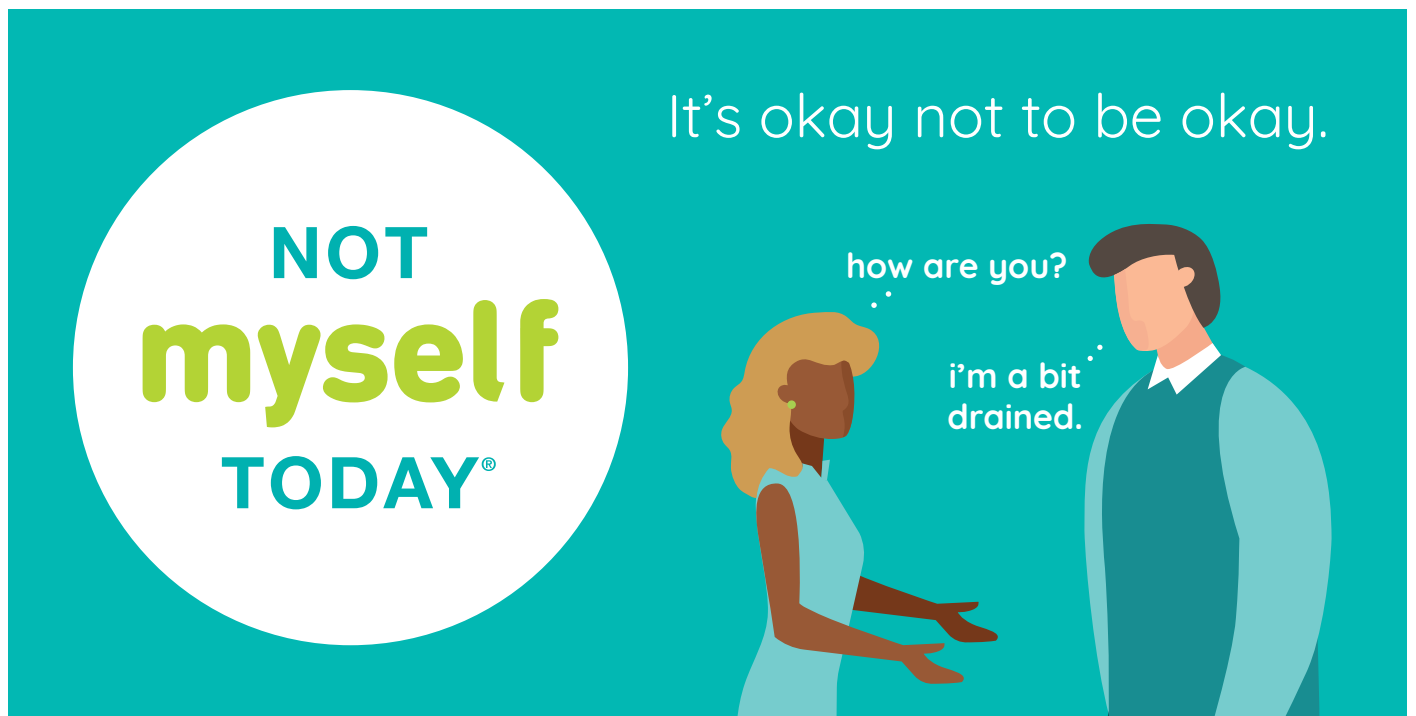
Co-hosted the Volunteer Management Hybrid Conference, with international participation. Provided our staff and volunteer managers everywhere with the opportunity to learn about diversity, equity and inclusion. (CSS)

COMMUNITY INVOLVEMENT



Your Voice Portal

Provided public engagement for priority projects through the Your Voice portal on the City's website, including the Burnaby Transportation Plan, Urban Villages, new civic facilities and HOME: Burnaby Housing and Homelessness Strategy. Engagement involved the use of a new enterprise-wide online survey tool and was enhanced through the use of a variety of other tools, including social media, the City's eNews program as well as online and traditional media advertising. (CCM)



Strategic Goal 5

A DYNAMIC COMMUNITY

ECONOMIC OPPORTUNITY



Development Process Review

The Engineering Development Division reviewed the process of residential development applications with other departments to determine where efficiencies can be achieved and remove any variables that could result in increased delays, errors, or fees. By initiating this review, staff have already identified process inefficiencies and started to address these items which has resulted in faster response times to customers. (E)

COMMUNITY DEVELOPMENT



Preserving Heritage Features

Completed a review of cenotaphs and historic masonry features located in City of Burnaby parks and initiated a five-year work plan to repair and restore these heritage resources. (PB)

CITY FACILITIES & INFRASTRUCTURE



Norland Transfer Site

Phase one of the Norland Transfer Site upgrades have begun and are nearing completion. New utilities, a new scale house and new scale are all assets installed during phase one. Once complete, the yard will include a new decant facility and vehicle wash station, a new truck scale, lock block material storage bins, bulk materials stockpile and designated equipment storage areas, paved parking and vehicle access areas, and a new small onsite building to support operation of the truck scale and provide office space. (E)



Plan Checking

Strategic Goal 6

A THRIVING ORGANIZATION

ORGANIZATIONAL CULTURE



Wildland Firefighter Personal Protective Equipment

The Burnaby Fire Department expanded its wildland firefighting program by acquiring personal protective equipment, safety wear and personal tools for each firefighter to work safely, effectively and efficiently during rapid deployment and extended departmental wildland firefighting responses within the city. This initiative is a key supporting action for Emergency Services as outlined in Burnaby's Community Safety Plan. **(BFD)**

FINANCIAL VIABILITY



Corporate Inventory Project

A project team and working group were created to develop a City-wide Corporate Inventory Policy to support the optimal utilization of City resources and minimize waste. The Inventory Group has begun the review and documentation of the cycle count processes and procedures that will be used City-wide to improve inventory accuracies and the delivery of services to the operational teams. **(F)**

HUMAN RESOURCES



Customer Service Training

Engineering staff have completed customer service training sessions as part of the City's approach to a kinder and gentler City. Since Engineering is one of the front-facing departments, staff are more prepared to handle public needs, complaints and emergencies on a daily basis. The goal is to provide high-quality communication and interaction with the public. **(E)**

COMMUNICATION



COVID-19 Communications

Informed the public about the impacts of COVID-19 on City operations and services through a dedicated page on the website, signage, media relations, facility restart map and internal communications to staff. Supported the public through a COVID-19 call centre and dedicated email line that linked with the City's COVID-19 Action Team in responding to public inquiries. **(CCM)**

RELIABLE SERVICES, TECHNOLOGY & INFORMATION



Information Security Awareness Program

Introduced an Information Security Awareness Program to help staff understand their role in keeping the City's data, network and infrastructure safe and secure. This online learning, completed by all staff that access the City network, empowers them to correctly identify, respond to and report information security incidents to protect the City's infrastructure, networks and systems from data breaches, network attacks and ransomware threats. **(IT)**

TECHNOLOGY & INNOVATION



SMS Communications

Built and rolled out an SMS (text message) system to reach RCMP officers and staff in a more efficient way compared with using an email system. As a result, members can respond more quickly to public safety matters. **(RCMP)**

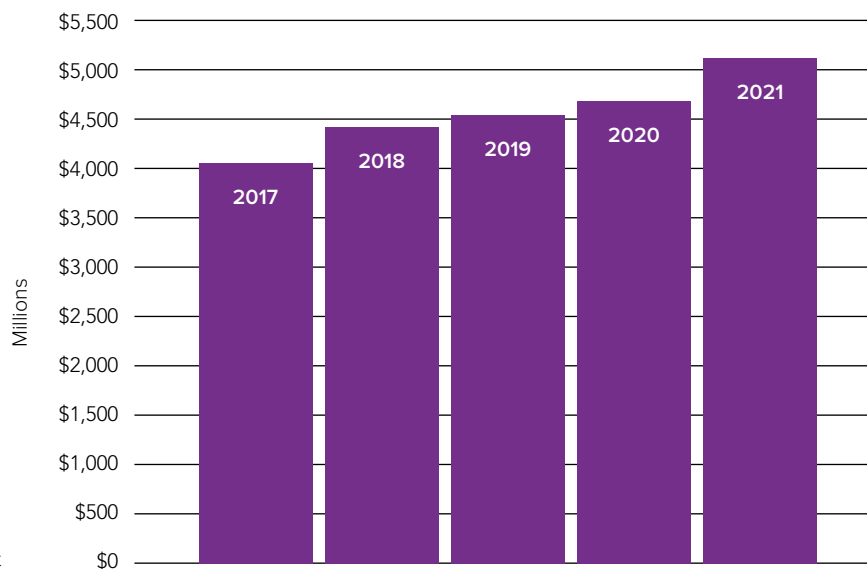
Financial Highlights

FINANCIAL HIGHLIGHTS

Consolidated Accumulated Surplus

The City’s financial position continued to be healthy throughout 2021 with an annual surplus of \$432.4 million (2020 - \$139.0 million), bringing accumulated surplus to \$5,098.9 million. The accumulated surplus on the Consolidated Statement of Financial Position is a key measure of the City of Burnaby’s financial strength and long-term sustainability. Accumulated surplus is the amount by which financial assets exceed all liabilities and it is represented by net financial assets, which are the City’s reserve funds and reserves of \$1,917.1 million (2020 - \$1,652.5 million), and non-financial assets of \$3,181.8 million (2020 - \$3,014.1 million), the majority of which are capital assets, such as civic buildings, recreation centres, parks, roads, water and sewer infrastructure and land. Non-financial assets also include inventory of supplies and prepaid expenses.

CONSOLIDATED ACCUMULATED SURPLUS (\$) 2017-2021



Source: Finance Department



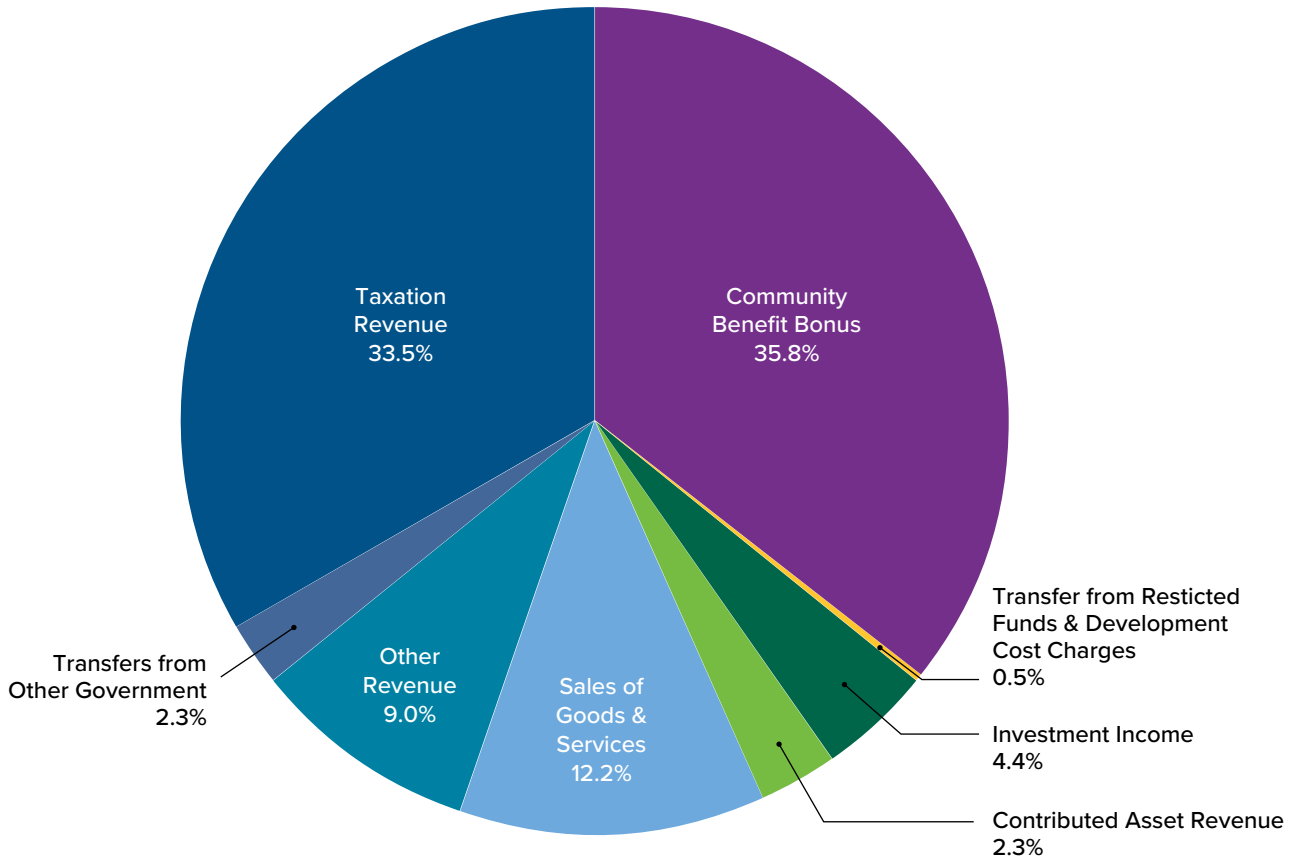
Edmonds Park

Consolidated Revenue by Source

The City has a stable revenue base. In 2021, consolidated revenues increased to \$954.5 million compared to \$619.3 million in 2020. The increase from the prior year is primarily due to the City receiving higher community benefit bonus contributions, other revenue, and contributed revenue from project completion and asset ownership transferred to the City.

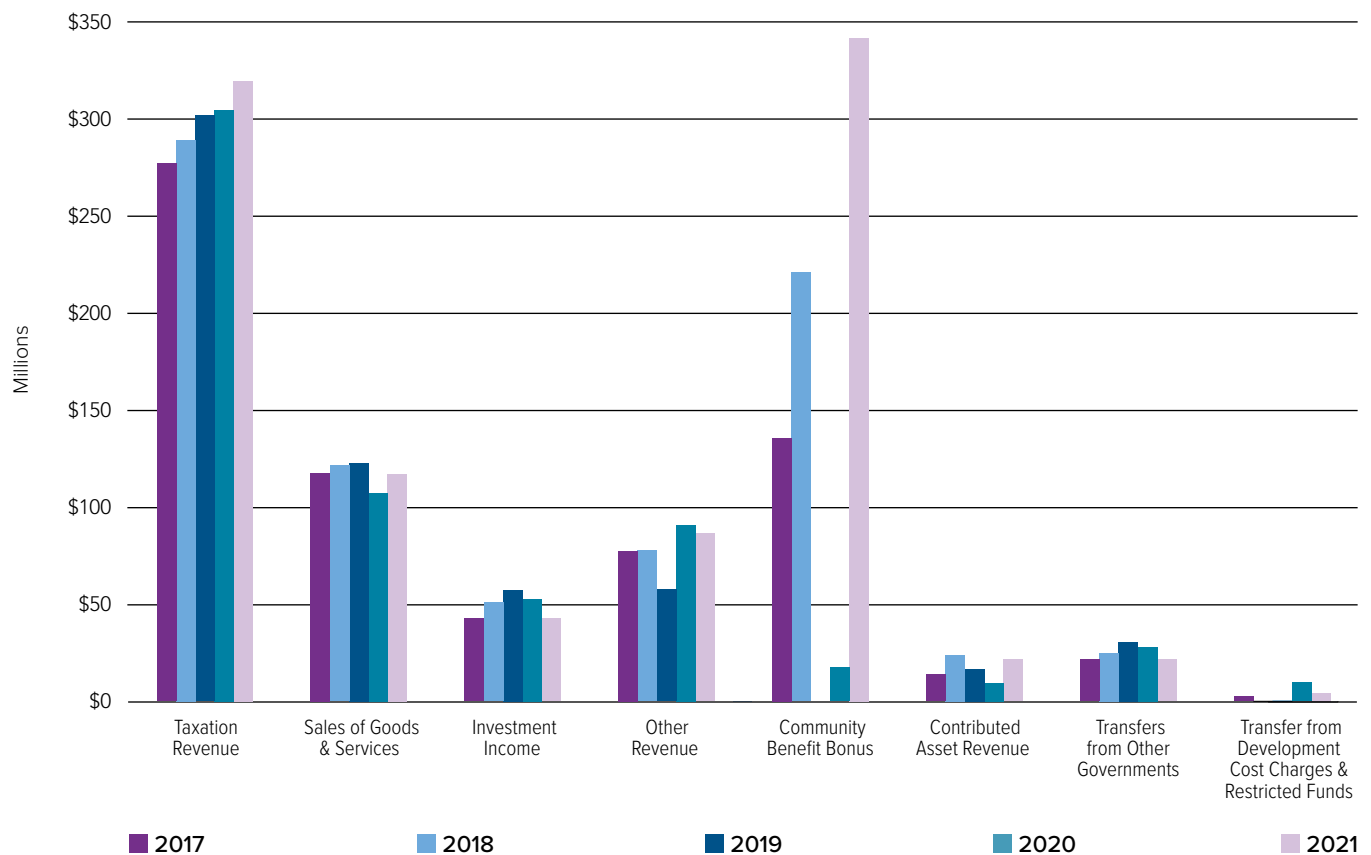
The majority of the City's revenue is primarily through taxation revenue generated by property taxes and sewer parcel taxes. In 2021, total taxation revenue was \$319.6 million representing 33.5% of the City's overall revenue. In 2021, development activities have increased significantly and the City has received a higher than expected community benefit bonus from developer contributions of \$341.7 million representing 35.8% of the City's overall revenue. In addition, revenue for the City comes through sales of goods and services and investment income, representing 12.2% and 4.4% respectively for 2021. Sales of goods and services primarily comprises of various user fees charged to the public for use of City programs and services such as metered water and sewer use, and recreational and cultural program fees. Investment income consists of the interest earned through investing the City's reserve funds and reserves, in the past five years representing an average yield of 2.9%.

CONSOLIDATED REVENUE BY SOURCE (%) 2021



Source: Finance Department

CONSOLIDATED REVENUE BY SOURCE (\$) 2017-2021



Source: Finance Department

The remaining 14.1% of the City’s revenues in 2021 consists of other revenue, contributed asset revenue and various transfers from other governments and restricted funds.

The increase to consolidated revenue from 2021 is primarily due to community benefit bonus revenue, other revenue, and contributed revenue from project completion and asset ownership transferred to the City. The community benefit bonus revenue increased from prior year (\$17.6 million in 2020); which is mainly due to the significant increase in development activity. In addition, the majority of the increase in other revenue is attributable to the gain on the sale of land transactions that were completed during 2021.

Although overall revenues increased revenue from the sales of goods and services continued to experience a significant decrease compared to pre-COVID-19 levels. This is primarily due to lower user fee revenue caused by the Provincial Health Officer’s (PHO’s) restrictions of recreational and cultural facilities to help reduce the transmission of COVID-19.

Lastly, taxation revenues have increased from the prior year and is mainly driven by the increases to the 2021 property tax rate, new growth, and sewer utility tax rate. The slight increase enables the City to keep up with standard inflationary costs to continue to provide the key services and programming.

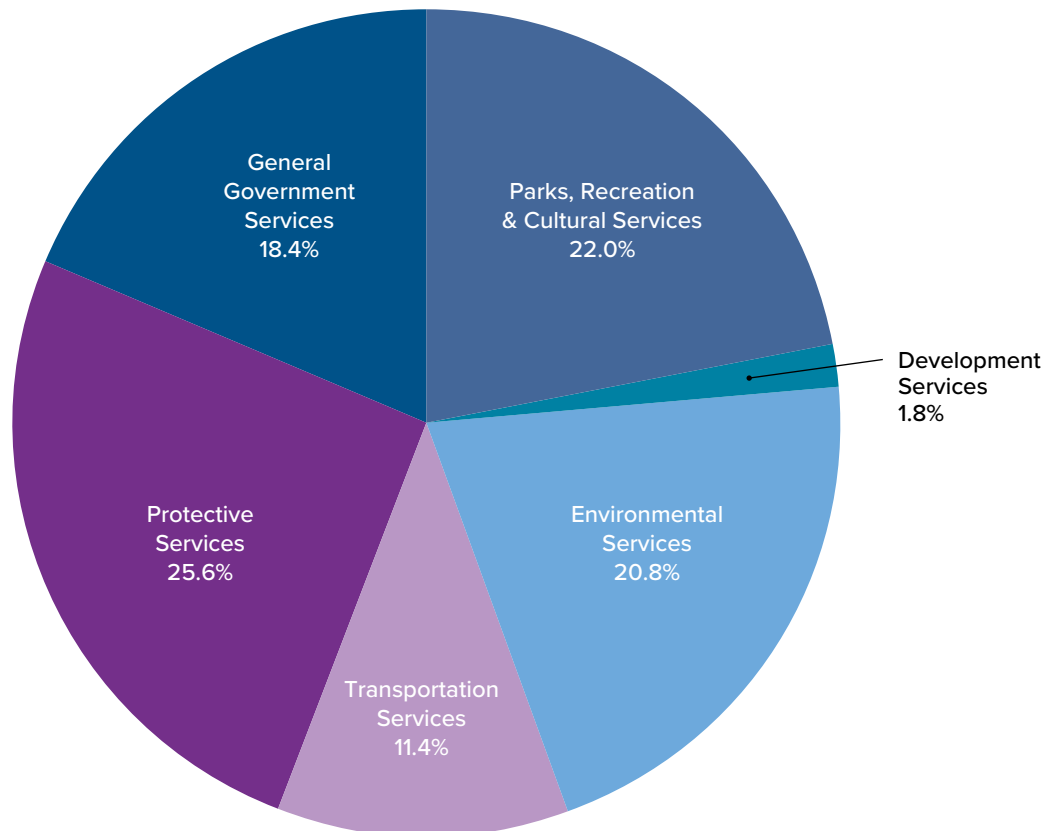
Consolidated Expenses by Function

The City of Burnaby’s expense profile is relatively constant from year to year, comprising six main functions: general government services; protective services; transportation services; environmental services; development services; and parks, recreation and cultural services.

General government services accounts for 18.4% of the City’s overall expenses in 2021 and includes the administrative and strategic functions that support the City in their local government operations and capital acquisitions. Protective services accounts for 25.6% and is comprised of activities that provide public safety, including fire services, policing services and bylaw enforcement services. Transportation services accounts for 11.4% and includes the coordination and maintenance of various areas such as roads, sidewalks, traffic/pedestrian signals that enable the citizens to efficiently and safely travel throughout the City. Environmental services accounts for 20.8% which consists of activities related to collection services for refuse and recycling, provision of clean water and sewer utilities. Development services account for 1.8% consisting of the City’s current and long range planning functions. Lastly, parks, recreation and cultural services accounts for the remaining 22.0%, which includes functions related to maintaining the City’s 5,400 acres of parks and its golf courses, providing recreational and cultural programs at the City’s community centres, and offering library services at the City’s four library branches.

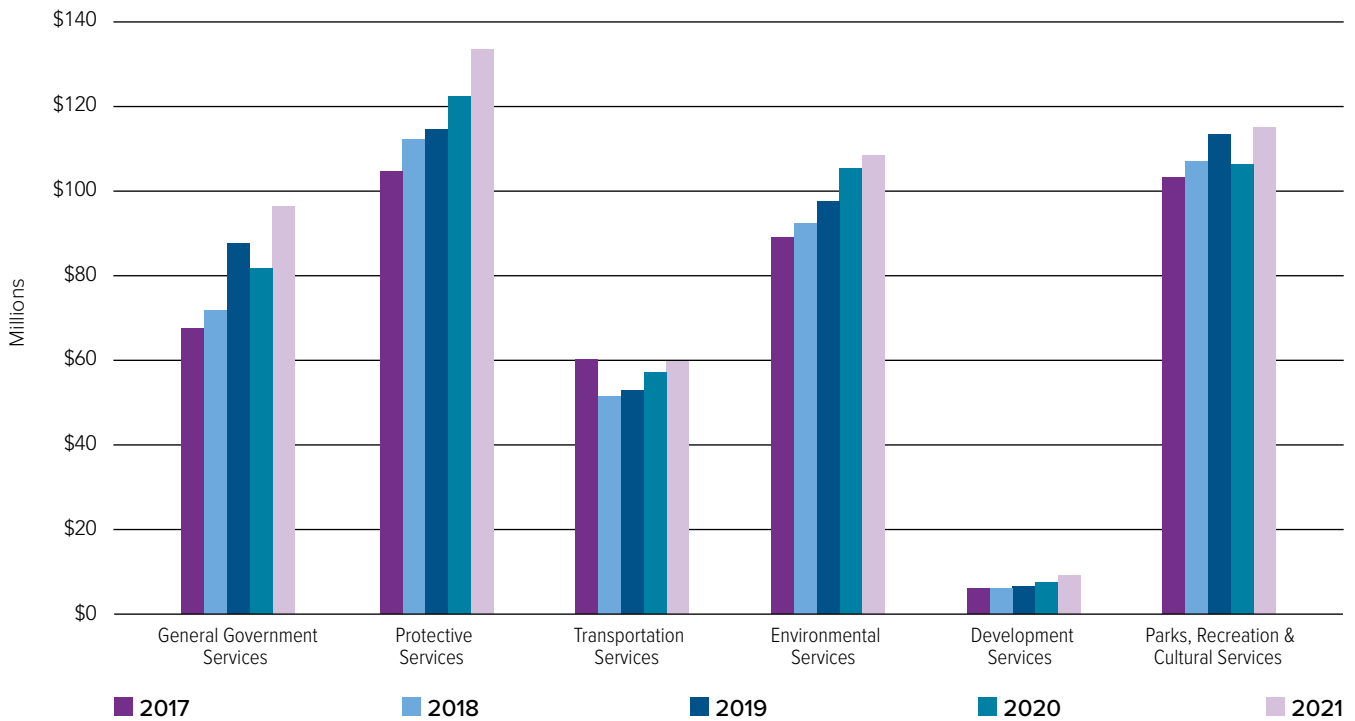
Overall increases to the consolidated expenses over the past five years are primarily attributable to annual collective agreement, contract and inflationary increases. In 2021, the ratification of RCMP contract collective agreement, resulted in a higher than anticipated payment provision at year end. In addition, general government services has increased primarily due to grants issued related to childcare facilities and Executive Committee grants. Lastly, parks, recreation and cultural services experienced higher expenses mainly due to higher operating costs from the reopening of recreational and cultural facilities in response to the PHO’s restrictions.

CONSOLIDATED EXPENSES BY FUNCTION (%) 2021



Source: Finance Department

CONSOLIDATED EXPENSES BY FUNCTION (\$) 2017-2021

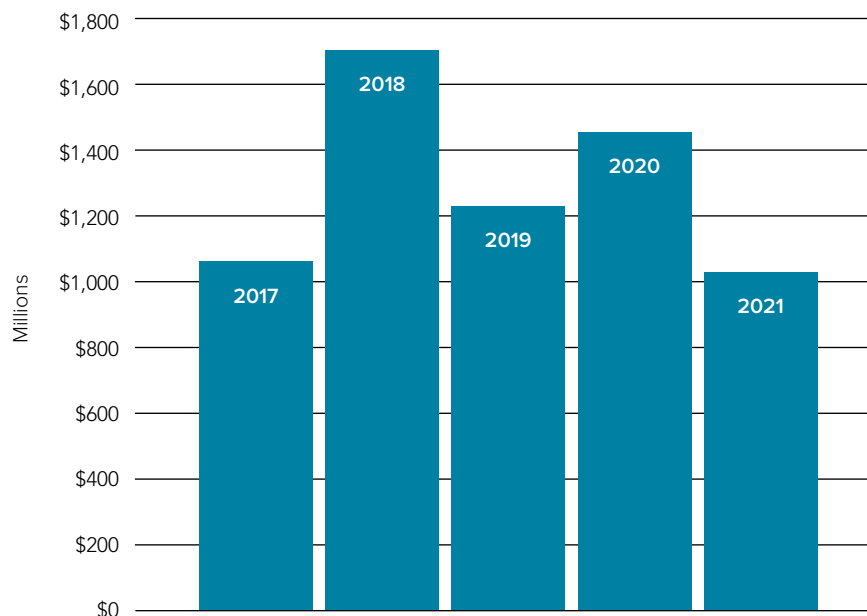


Source: Finance Department

Value of Building Permits Issued

The value of the building permits issued by the City in the last five years has fluctuated, however construction values have remained over \$1.0 billion. In 2021, although the City experienced a decrease of 29.4% in total construction value of permits issued compared to 2020, the number of permits processed has increased year over year. The 2021 results indicate that overall development activity continues to be strong further emphasizing that Burnaby is among the fastest-growing major municipalities in Canada as highlighted in the recent census results.

VALUE OF BUILDING PERMITS ISSUED (\$) 2017-2021



Source: Planning & Building Department

Consolidated Statement of Financial Position

As at December 31, 2021, with comparative figures for 2020

	2021 Actual (\$)	2020 Actual (\$)
Financial Assets		
Cash and cash equivalents	339,136,328	304,262,693
Investments	1,682,428,878	1,580,734,271
Accounts receivables:		
Accrued interest	191,830,949	183,152,845
Taxes	6,430,898	11,427,826
Local improvement frontage tax	1,767,377	2,142,225
Other receivables	126,916,121	32,300,578
	326,945,345	229,023,474
Total Financial Assets	2,348,510,551	2,114,020,438
Financial Liabilities		
Accounts payables and accrued liabilities:		
Due to other governments	61,456,778	145,824,981
Accounts payable	46,522,896	40,813,099
Accrued liabilities	24,104,888	20,843,410
	132,084,562	207,481,490
Deposits - damages, servicing and other	51,674,267	51,155,532
Deferred revenue	101,316,041	76,157,269
Development cost charges and restricted funds	146,346,376	126,766,686
Total Financial Liabilities	431,421,246	461,560,977
Net Financial Assets	1,917,089,305	1,652,459,461
Non-Financial Assets		
Tangible capital assets	3,176,034,592	3,008,301,119
Inventory of supplies	2,217,865	2,829,098
Prepaid expenses	3,592,613	2,986,589
Total Non-Financial Assets	3,181,845,070	3,014,116,806
Accumulated Surplus	5,098,934,375	4,666,576,267

Consolidated Statement of Operations and Accumulated Surplus

For the year ended December 31, 2021, with comparative figures for 2020

	2021 Budget (\$)	2021 Actual (\$)	2020 Actual (\$)
Revenues			
Taxation revenue	318,713,900	319,636,883	304,640,143
Sales of goods and services	118,677,700	116,849,717	107,363,048
Investment income	41,447,800	42,263,976	51,984,393
Other revenue	53,314,300	86,346,264	90,552,865
Community benefit bonus	95,000,000	341,660,886	17,619,102
Contributed asset revenue	5,000,000	21,695,904	9,446,255
Transfers from other governments	17,599,400	21,644,029	28,051,301
Transfer from restricted funds and development cost charges	6,080,000	4,417,735	9,698,429
Total Revenues	655,833,100	954,515,394	619,355,536
Expenses			
General government services	119,046,300	95,996,995	81,446,223
Protective services	131,030,000	133,774,985	122,665,009
Transportation services	56,899,900	59,563,093	56,840,414
Environmental services	111,500,800	108,638,347	105,430,981
Development services	9,622,200	9,238,279	7,561,160
Parks, recreation and cultural services	123,045,200	114,945,587	106,370,536
Total Expenses	551,144,400	522,157,286	480,314,323
Annual Surplus	104,688,700	432,358,108	139,041,213
Accumulated Surplus, Beginning of Year	4,666,576,267	4,666,576,267	4,527,535,054
Accumulated Surplus, End of Year	4,771,264,967	5,098,934,375	4,666,576,267

To see the full set of financial statements and notes, please refer to the 2021 Annual Municipal Report at Burnaby.ca/FinancialPlan.

Contact Information

City Hall

4949 Canada Way, Burnaby, BC, Canada V5G 1M2
604-294-7944

Hours of Operation

Monday-Wednesday | 8 am-4:45 pm

Thursday | 8 am-8 pm

Friday | 8 am-4:45 pm

CONTACT INFORMATION

OFFICE OF THE CHIEF ADMINISTRATIVE OFFICER (CAO)
604-294-7101

PEOPLE & CULTURE DEPARTMENT
careers@burnaby.ca | 604-294-7303

BURNABY PUBLIC LIBRARY ADMINISTRATION
604-436-5427

INFORMATION TECHNOLOGY DEPARTMENT
helpdesk@burnaby.ca | 604-294-7939

CITY CLERK
clerks@burnaby.ca | 604-294-7290

CITIZEN SUPPORT SERVICES
volunteers@burnaby.ca | 604-294-7980

FIRE STATION #1
fire@burnaby.ca | 604-294-7195 (non-emergency)

BURNABY RCMP DETACHMENT
604-646-9999 (non-emergency) | 604-646-9704 (fax)

ENGINEERING DEPARTMENT
engineering@burnaby.ca | 604-294-7460

FINANCE DEPARTMENT
finance@burnaby.ca | 604-294-7362

PARKS, RECREATION & CULTURAL SERVICES DEPARTMENT
parks@burnaby.ca | 604-294-7400

PLANNING & BUILDING DEPARTMENT
Planning Division
planning@burnaby.ca | 604-294-7400

Building Division
building@burnaby.ca | 604-294-7130



Barnet Marine Park

