

# BURNABY FIRE DEPARTMENT ANNUAL REPORT 2022





## Acknowledgment

Burnaby is located on the ancestral and unceded homelands of the hən̓q̓əmi̓ñəm and Skwxwú7mesh speaking peoples. We are grateful for the opportunity to be on this territory.



## BURNABY FIRE DEPARTMENT PRIMARY RESPONSIBILITIES

Protecting the property, the safety and the well-being of the citizens of Burnaby

Providing all-hazards emergency response and rescue services, including motor vehicle incident rescue and hazardous material response

Providing comprehensive fire safety services


Providing fire code inspections and enforcement

Providing community education and support

Providing a high level of first response emergency medical care

Providing major emergency and disaster response

Fulfilling legislative responsibilities governing the operation of the Fire Department as required under the authority given by the British Columbia Fire Services Act, the Burnaby Fire Services Bylaw, British Columbia Fire Code and other related acts



MVA (Courtesy of Ryan Stelling)



## FIRE CHIEF'S MESSAGE

The Burnaby Fire Department has proudly been serving the City and its citizens since 1911. Our mission is to protect the lives and property of our citizens through the reactive emergency response operations of firefighting, rescue and medical aid and the proactive engagements of fire prevention, inspections, code enforcement and safety education.

The Burnaby Fire Department is the third largest fire department in British Columbia, with 335 employees serving a population of 270,264<sup>1</sup> and protecting 98.6 square kilometres. The City includes four major quadrants, each consisting of a dense town centre area, high and low-density residential, large commercial and industrial business districts and significant dedicated parkland and green spaces.

The department is made up of five divisions, each staffed with highly trained and extremely motivated members focused on protecting our city. The City appreciates the commitment and efforts of our department members in supporting our citizens and enabling the excellent work of our first responders. Each division within the department is critical to our collective success. These divisions include:

- » suppression
- » prevention
- » training
- » administration
- » mechanical

1. Population projected by BC Stats.

The Burnaby Fire Department takes great pride in the many traits that make us a leading community-based service organization. These include:

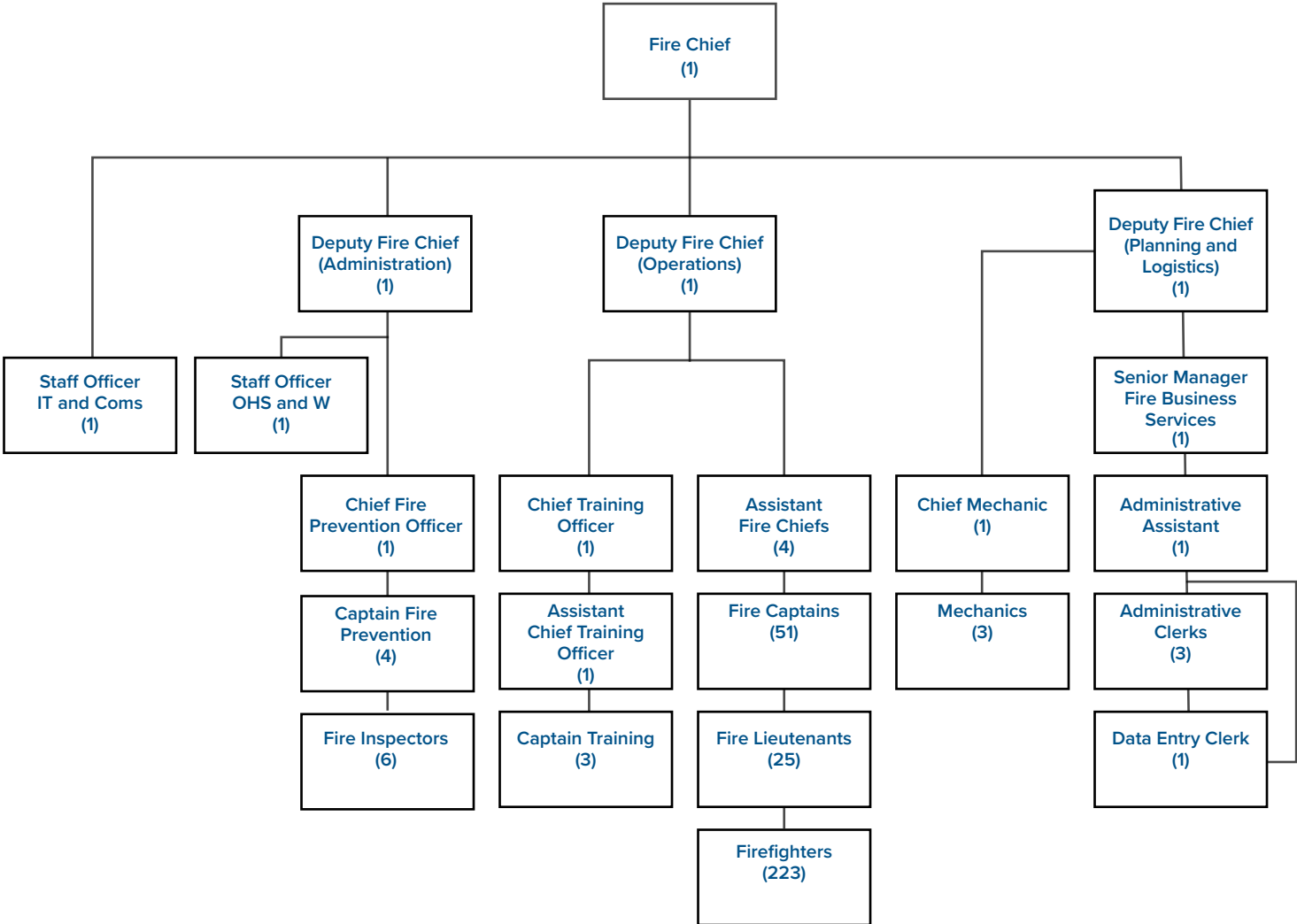
- » an outstanding commitment to quality customer service
- » our belief that we're an important part of our community
- » our dedication to improving the safety and quality of life for the City's residents and visitors

Our department has a long-standing history of providing quality service and programs to the community. We remain committed to providing enhanced customer care services in the future through enhanced collaborative community interaction with the City of Burnaby and Burnaby Firefighters Association Local 323.

We're ready to respond to your needs with trust, integrity, respect, teamwork and professionalism.

Chris Bowcock  
Fire Chief

# DISTRIBUTION OF PERSONNEL | TOTAL PERSONNEL 335



## PROMOTIONS

### Assistant Fire Chief

Graham Lamont  
Derek Masaro

### Chief Training Officer

Trent Collison

### Assistant Chief Training Officer

Todd Evans

### Fire Captain - Training

Dillon Peters

### Fire Captain

Shane Budnick  
Mike Buntain  
George Cacic  
Ted Cannon  
Bruno Carino  
David Kristensen  
Allan MacLeod  
Satinder Mann  
Kelly Parker  
Dean Pickering  
Kevin Stapelmann  
Chase Steen

### Fire Lieutenant

Jeremy Bain  
Wayne Bradford  
Daniel Johnston  
David Leifsson  
Thomas McIntosh  
Toby Roach  
Jeff Skinner  
Greg Volk  
Sean Wilson  
Ryan Young

### Administrative Clerk

Megan South-Flett

## NEW HIRES

### Spring 2022 Hires

Cameron Abney  
Nicolaas Cantryn  
Brendan Conners  
Cooper DeBeck  
Matthew Gallagher  
Nolan Gallagher  
Jesse Gillespie  
Erica Gordon  
Thomas Gucake  
Ryan Hamilton  
Brayden McIntosh  
Ben Okumura  
Nigel Palma  
Andrew Strelzki

### Fall 2022 Hires

Michael Bertoia  
Sean Causier  
Nolan Duncan  
Spencer Edwards  
Brodie Gillespie  
Jean-Paul Guimond  
Curtis Harriott  
Hunter Ipsen  
Javeed Khankashi  
Jessica Mahon  
Jordie Malanfent  
Daniella Matteucci  
Kobe Oishi  
Jacob Patterson  
Braden Senner  
Zachery Webber

### Mechanic

Kyle Mardyn

### Data Entry Clerk

Yasmin Hassaballa

## LONG SERVICE AWARDS

### 35 years

Gavin Summers

### 30 years

Jeff Clark  
Trent Collison  
Todd Evans  
Russ Flasch  
Mark Forsberg  
Joe Mora

### 25 Years

Warren Brozer  
Joe Caktas  
Doug Dean  
Joey Marra

### 20 years

Jeremy Bain  
Wayne Bradford  
Dan Johnston  
Tom McIntosh  
Christine Roy  
Jeff Skinner  
Greg Volk  
Ryan Young

### 15 years

Steve Baskott  
Josh Chapman  
Norman Chow  
Scott Collins  
Sam Cook  
Darren Gough  
Nick Greenwood  
Marijan Ivanusec  
Justin Lansing  
Shawn Mohammed  
Michael Mui  
Mack Rines  
Steven Vaissade  
Mark van der Geest  
Garret Wheeler  
Bryce Wittal  
Simon Yan

## RETIREMENTS

Dave Younger  
(April 3, 1989-January 30, 2022)

Bob Rossignol  
(April 3, 1989-February 28, 2022)

Russ Flasch  
(October 5, 1992-March 31, 2022)

Jeff Clark  
(October 5, 1992-April 28, 2022)

Jamie Buis  
(June 18, 1990-April 29, 2022)

Doug Dean  
(April 7, 1997-June 27, 2022)

Clint Howard  
(November 8, 1993-June 29, 2022)

Jason Phillips  
(June 5, 1996-June 30, 2022)

Stew Colbourne  
(July 25, 1988-July 31, 2022)



Burnaby Fire Fighters' Gala (Courtesy of Silvester Law)



## FIRE STATIONS AND APPARATUS DEPLOYMENT

### Fire Station No. 1 | 4867 Sperling Avenue

Engine 1	2021 Spartan/Smeal
Engine 21 (reserve)	1995 Spartan/Saulsbury
Engine 22 (reserve)	1995 Spartan/Saulsbury
Engine 23 (reserve)	2006 Spartan/Smeal
Engine 24 (reserve)	2006 Spartan/Smeal
Engine 25 (reserve)	2000 Spartan/Smeal 55 Ft Ladder
Ladder 4 (reserve)	2000 Spartan/Smeal 100 Ft Ladder
Rescue 1	2008 Spartan/SVI
Rescue 2	2008 Spartan/SVI
Command 1	2017 Freightliner/HUB
Fire Chief (Car 30)	2015 Ford F150 Crew Pickup 4WD
DFC Ops (Car 31)	2019 GMC 1500 Crew Pickup 4WD
DFC Admin (Car 32)	2015 Ford F150 Crew Pickup 4WD
DFC P/L (Car 33)	2015 Ford F150 Crew Pickup 4WD
Staff Officer (Car 34)	2009 Ford Flex
Mechanical logistics 1 (Car 35)	2015 Ford F350 Crew Pickup 4WD
Mechanical logistics 2 (Car 36)	2006 Ford F350 Pickup 4WD
Command 2 (Car 37)	2006 GMC Yukon 4WD
Fire Investigator's van (Car 38)	2013 Nissan NV3500 Van
Training (Car 39)	2012 Ford Explorer SUV
Crew transport vehicle (Car 40)	2009 Ford E350 11 Passenger Van
Operations (Car 42)	2002 Ford E250 Cargo Van
Wildland trailer	2003 Wells Cargo
Heavy rescue trailer	2003 Wells Cargo
Equipment trailer	2016 Continental
Wildland equipment trailer	2022 Cargo Mate
Watercraft 2 (10 ft inflatable)	2012 Zodiac
Emergency command vehicle	2004 ITB Utility Trailer
ECV tow unit (Car 45)	2008 Ford F550 4WD





**Fire Station No. 2 | 7578 Edmonds Street**

Engine 2            2010 Spartan/Smeal  
 Ladder 2           2006 Spartan/Smeal 100 Ft Platform  
 Hazmat 1          2003 Ford/ITB Van  
 Hazmat trailer    2003 Wells Cargo

**Fire Station No. 3 | 6511 Marlborough Avenue**

Engine 31          2010 Spartan/Smeal  
 Engine 32          2019 Spartan/Smeal  
 Ladder 3           2014 Spartan/Smeal 100 Ft Platform

**Fire Station No. 4 | 2326 Duthie Avenue**

Engine 4            2021 Spartan/Smeal  
 Watercraft (car 41) 2001 Ford E250 Cargo Van  
 Boat trailer        2008 Highliner  
 Water craft 1      2008 Polaris  
 (14 ft inflatable)

**Fire Station No. 5 | 4211 Hastings Street**

Engine 5            2010 Spartan/Smeal  
 Ladder 5           2021 Spartan/Smeal 100 Ft Platform  
 Technical rescue 1999 GMC 1-Ton Cube Van  
 (Car 43)  
 CPR van (Car 44) 1991 Chevrolet Van

**Fire Station No. 6 | 3620 Brighton Avenue**

Engine 6            2010 Spartan/Smeal  
 Ladder 6           2006 Spartan/Smeal 100 ft Platform

**Fire Station No. 7 | 3151 Gilmore Diversion**

Engine 7            2008 Spartan/Smeal  
 Emergency 1       2003 Ford/Hub 4WD CAFS  
 Emergency 2       1981 Chevrolet 4WD  
 Flatdeck trailer   2005 20Ft Double A  
 Wildland UTV       2017 John Deere Gator 4WD  
 All-terrain vehicle 2005 Polaris Ranger 4WD



BFD members

## TYPE OF INCIDENT RESPONSES 2022

Building fire	267
Vehicle fire	62
Other fires (rubbish, bush, grass, etc.)	1,101
Accidental alarm	1,200
False alarm	1,159
Public service	2,139
Motor vehicle incidents	1,072
Medical emergencies	8,714
<b>Total</b>	<b>15,714</b>

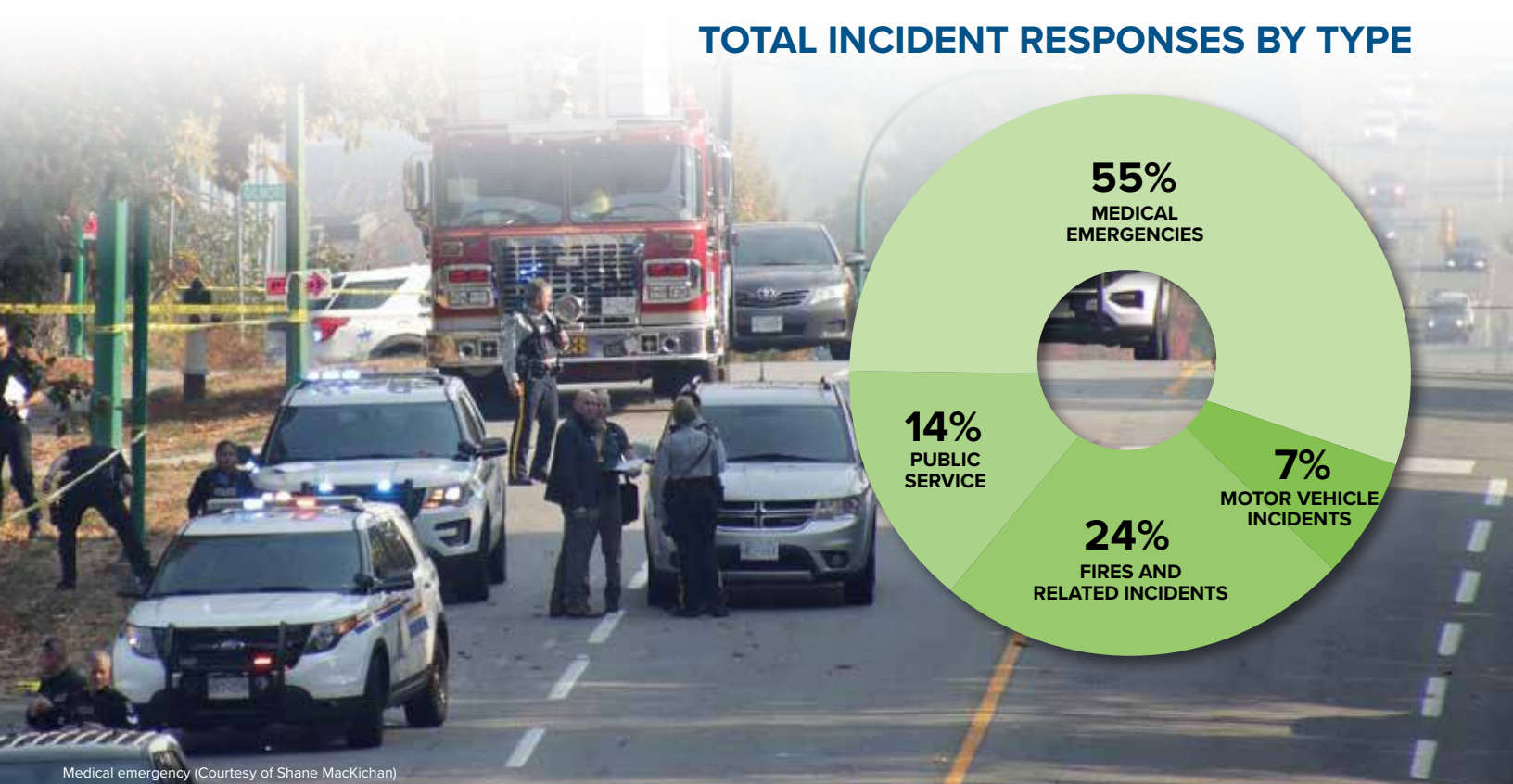
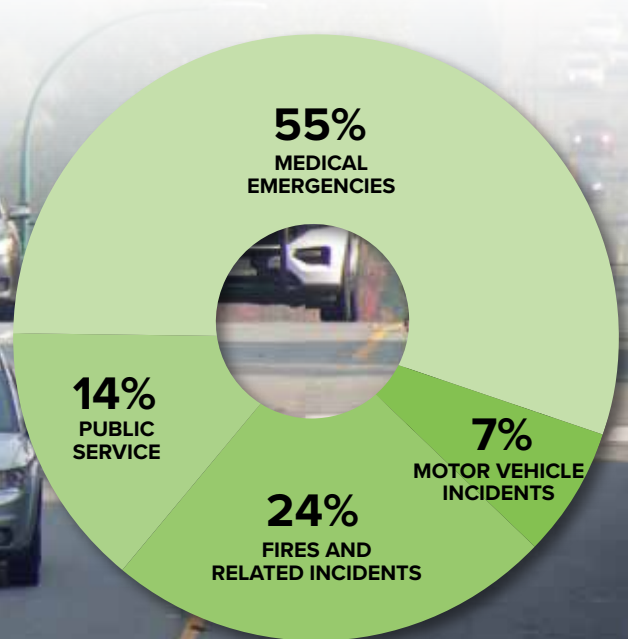


## ALARM RESPONSE COMPARISON 2020–2022

	2020	2021	2022
Fire	2,876	3,119	3,789
Public service	1,506	1,832	2,139
Medical emergency	3,790	6,828	8,714
Motor vehicle incidents	952	1,118	1,072
<b>Total</b>	<b>9,124</b>	<b>12,897</b>	<b>15,714</b>



## TOTAL INCIDENT RESPONSES BY TYPE



Medical emergency (Courtesy of Shane MacKichan)

## 2022 EXPENDITURES AND REVENUES

### Expenditures

Administration division	\$1,942,376
Suppression division	\$46,148,770
Mechanical division	\$2,583,135
Training division	\$895,422
Prevention division	\$1,483,366

**Total** **\$53,053,069**

### Revenues

Request Building Inspection Service	(\$5,429)
Permits	
Fire protection systems	(\$267,676)
Combustible liquid tanks	(\$4,750)
Other	(\$400)
Fire Safety Plan reviews and other reports	(\$23,014)
Sundry revenue	(\$49,121)
Assets and discard materials	(\$1,246)
Transfer from stabilization funding	(\$320,000)
Transfer from prior year's surplus	(\$10,000)
Transfer from Casino Fund	(\$2,651)
Grant federal	(\$1,233,169)
Grants other	(\$10,000)

**Total** **(\$1,927,456)**

**Net expenditures** **\$51,125,613**  
**2022 population** **270,264**  
**Per capita cost** **\$189**



Remembrance Day Ceremony



Dry grad Choose Your Ride event



First responder training



Technical rescue training



Water rescue training



Live fire training

## STAFF TRAINING HOURS

<b>Administrative</b>			
Chief Training Officer		1,880	
Assistant Chief Training Officer		1,880	
Training Officer(s)		5,640	
<b>Day shift training</b>			
340 days x 1.5 hours x 52 firefighters		26,520	
<b>Night shift training</b>			
350 days x 1.5 hours x 52 firefighters		27,300	
<b>Specialty training</b>			
<b>HAZMAT</b>			
8 firefighters x 46 sets x 6 hours x 4 shifts		8,832	
<b>Technical rescue</b>			
8 firefighters x 46 sets x 6 hours x 4 shifts		8,832	
<b>Rescue task force</b>			
8 firefighters x 46 sets x 6 hours x 4 shifts		8,832	
5 firefighters x 16 hours confined space TECH MASTER		80	
<b>Driving training</b>			
350 days x 2 hours x 12 firefighters		8,400	
<b>Driver trainer instruction</b>			
8 firefighters x 40 hours		320	
<b>Recruit training</b>			
30 recruits, 40 hours x 9 weeks		10,800	
<b>Fire Officer I</b>			
11 firefighters x 40 hours Module 1		440	
11 firefighters x 60 hours Module 2		660	
<b>Fire Officer II</b>			
11 firefighters x 40 hours Module 1		440	
11 firefighters x 60 hours Module 2 (plus exams)		660	
<b>Fire Officer III</b>			
8 firefighters x 36 hours Module 4		288	
8 firefighters x 4 hours Media Training		32	
<b>Watercraft</b>			
192 firefighters x 1 hour		192	
<b>Fire Service Instructor</b>			
14 firefighters x 3 days x 10 hours		420	
<b>First Responder Re-certification</b>			
78 firefighters x 40 hours			3,120
<b>ICS 200</b>			
6 firefighters x 20 hours			120
<b>Incident Safety Officer</b>			
6 firefighters x 20 hours			120
<b>I.T. Officer Training</b>			
14 firefighters x 10 hours			140
<b>HAZMAT Ops</b>			
8 firefighters x 40 hours			320
<b>Air Monitoring Instructors</b>			
10 firefighters x 40 hours			400
<b>Wildland</b>			
16 firefighters x 16 hours			256
- Engine Boss Course			
208 firefighters x 2 hours			416
- Company Training			
<b>Fire Officer Instructor</b>			
10 firefighters x 40 hours			400
<b>Peer support training</b>			
17 firefighters x 24 hours			408
1 mechanic x 24 hours			24
1 administrative clerk x 24 hours			24
<b>Rapid intervention</b>			
208 firefighters x 2 hours			416
- Company R.I. Training			
<b>Skytrain lifting</b>			
14 firefighters x 2 hours x 4 shifts			112
<b>Command staff professional development</b>			
3 firefighters x 2 hours x 15 sessions			90
<b>Forklift Operator</b>			
1 firefighter x 3.5 hours			3.5
4 mechanics x 3.5 hours			14
<b>Total training hours</b>			<b>118,831.5</b>



Albert Street fire

# PREVENTION DIVISION SUMMARY OF ACTIVITIES

## Inspections

Building progress / final occupancy inspection	318
Pre final FPO building commercial	5
Business license	1110
Care facility	59
Daycare	27
Fire-functional test of life safety	84
Fire incident reviewed or investigated	40
High-rise inspection	129
Low-rise inspection	311
Routine inspection	262
Re-inspections	351
School inspection	54
Sprinkler license	213
Warehouse inspections	213

**Total 3,176**

## Plan checking

Fire safety plans / PIPMS complete	91
Plan review	195
Permits review	327
Alternative solution report	16

**Total 629**

## Permits issued

Burning	22
High / low hazard fireworks	3
Storage tank installation (commercial)	1
Storage tank installation (residential)	0
Storage tank removal (commercial)	10
Storage tank removal (residential)	53

**Total 89**

**Training courses 6**

**Public education 37**



## MAJOR FIRES

Date	Property Class	Value at Risk	Fire Loss
January 4, 2022	Mercantile	\$20,962,236	\$3,678,556
January 10, 2022	Residential	\$850,000	\$600,000
March 19, 2022	Residential	\$1,280,000	\$700,000
March 24, 2022	Residential	\$1,042,440	\$615,000
May 15, 2022	Residential	\$1,552,490	\$736,000
June 7, 2022	Assembly	\$54,506,000	\$1,500,000
June 18, 2022	Residential	\$1,212,000	\$713,000
June 23, 2022	Residential	\$2,835,000	\$2,075,000
August 14, 2022	Residential	\$19,759,100	\$3,025,000
September 24, 2022	Residential	\$1,593,410	\$1,593,410
October 13, 2022	Residential	\$7,058,400	\$1,332,000
November 11, 2022	Residential	\$1,533,315	\$810,000
December 15, 2022	Residential	\$2,992,000	\$900,000



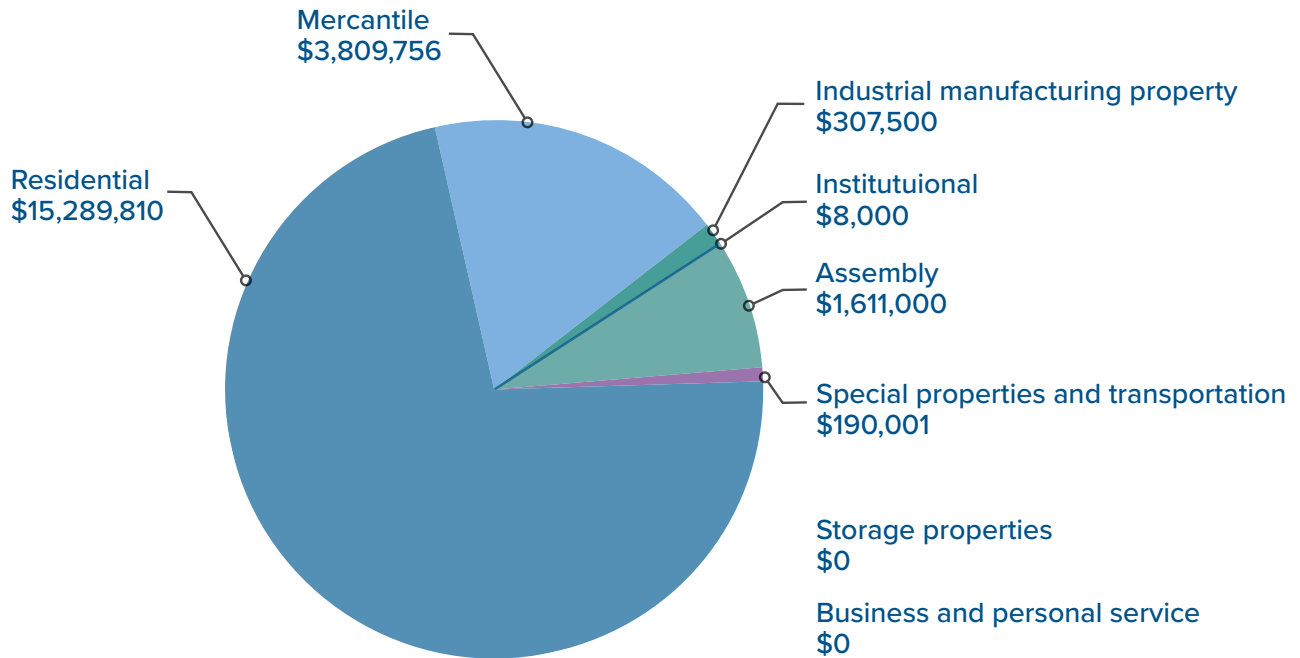
Edmonds Street fire (Courtesy of Shane MacKichan)



## FIRE LOSS BY CLASSIFICATION

Class	Fires	Value at Risk	Fire Loss
Assembly	5	\$482,352,310	\$1,611,000
Business and personal service	0	-	-
Industrial manufacturing property	2	\$2,000,000	\$ 307,500
Institutional	1	\$120,768,000	\$8,000
Mercantile	3	\$77,134,656	\$3,809,756
Residential	43	\$787,825,165	\$15,289,810
Special properties and transportation	38	\$13,821,101	\$190,001
Storage properties	0	-	-
<b>TOTAL</b>	<b>92</b>	<b>\$1,483,901,232</b>	<b>\$21,216,067</b>

## TOTAL FIRE LOSS BY CLASSIFICATION



# BURNABY FIREFIGHTERS' CHARITABLE SOCIETY

The Burnaby Firefighters Charitable Society is supported by over 300 dedicated members who raise money for the community and non-profit organizations. The constant dedication from our membership allows us to help people in our community every day by volunteering our time to assist those in need.

We know that protecting a community is not just about keeping lives and property safe but also helping people in need daily, especially those dealing with health problems, disabilities, poverty, abuse, hunger, and other challenges. The Burnaby Firefighters Charitable Society raises funds to provide sizeable donations to many charitable and community organizations. We support Burnaby-based charities and other organizations in the Lower Mainland needing assistance.



Fire Department of the Year Award from Muscular Dystrophy Canada



Supporting Ukrainian refugee family



Donation to Burn Fund



Christmas Toy Drive



Burnaby Pride BBQ



Hats Off Day



2022 Canadian Legislative Conference



McHappy Day

## CHARITABLE HIGHLIGHTS

- » \$152,500 – Burnaby Hospital Foundation
- » \$85,000 – Nutritious Snack Program  
The Burnaby Firefighters purchase and deliver snacks to 40 schools and 4 Community Centres where a high proportion of students are from low-income families and nutrition is a major concern. The teachers have reported great results as the children are more focused and learning in the classroom has improved.
- » \$55,000 – Donated from our Gala dinner to support the people of the war-torn Ukraine
- » \$35,000 – Royal Columbian Hospital Foundation
- » \$25,000 – Food Bank Burnaby
- » \$25,000 – Bright Nights in support of the BC Firefighters Burn Fund
- » \$12,000 – Burnaby Firefighters Christmas Toy Drive in support of the Burnaby Christmas Bureau
- » \$10,000 – PALS Autism Society
- » \$10,000 – CKNW Kids Fund
- » \$10,000 – Variety Show of Hearts Telethon
- » \$10,000 – Harmony for All  
This initiative (started by Councillor Joe Keithley), supports raising funds and collecting musical instruments for families who cannot afford instruments and lessons or experience barriers to participation.
- » \$8,000 – 16 @ \$500 bursaries  
When facing challenges, these Grade 7 students made a lasting impression and in doing so inspired and motivated others through their drive, determination and passion.
  - Edmonds Community School
  - Stride Avenue Community School
  - Windsor Elementary
  - Gilmore Community School
- » \$7,000 – BC Challenger Baseball provides an opportunity for children with cognitive or physical disabilities to enjoy the full benefits of baseball.
- » \$6,000 – Byrne Creek Secondary  
12 students received \$500 Bursaries each
- » \$5,000 – Coldest Night Of The Year (CNOTY)
- » \$5,000 – KIDS Sport BC
- » \$5,000 – Michael J Fox Theatre Scholarship
- » \$5,000 – Pat Quinn Classic
- » \$5,000 – BC Down Syndrome Resource Foundation
- » \$5,000 – Michael Cuccione Foundation
- » \$5,000 – BC Cancer Foundation
- » \$2,500 – To ship the equipment of a special needs child relocating to Burnaby from war-torn Ukraine.
- » \$2,500 – BC Guide Dogs
- » \$2,500 – Dry Grad donations
- » \$1,900 – Support for a family with a special needs child by providing temporary accommodations after they were displaced due to a fire
- » \$1,400 – MADD
- » \$1,000 – Bursary - Walnut Grove Secondary  
In memory of Tyson Smith
- » \$1,000 – Bursary - Garibaldi Secondary School  
In memory of Madeline Stroup
- » \$1,000 – Camp Ignite  
A mentorship program run by female firefighters to build awareness and confidence in Grade 11 and 12 female students aspiring to become firefighters
- » \$500 – Port Moody Firefighters CAN Ride

FIRE DEPARTMENT

CANTRYN

BURNABY FIRE DEPARTMENT

CONNERS

DEBECK

5.11

