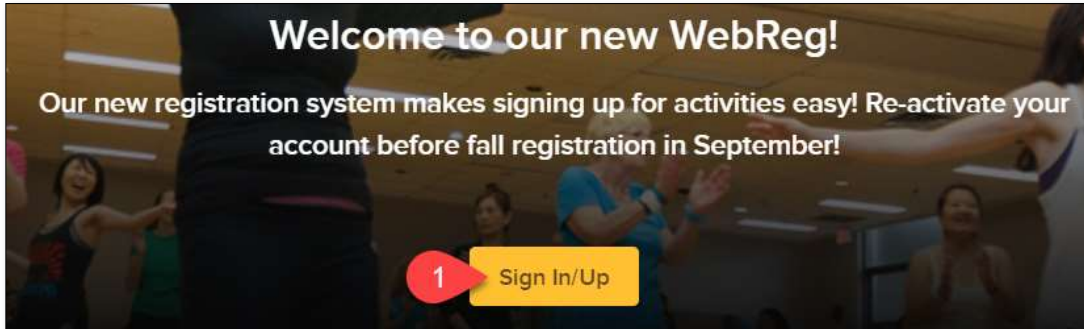
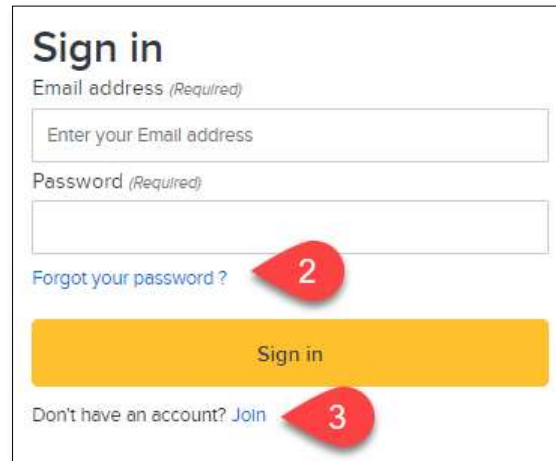


Signing In/Creating a New Account


Follow the steps below to log in to your account or to create a new account.



- 1 Click on the Sign In / Sign Up button



- 2 If you already have an account, to claim your account and reset your password, click **Forgot your password?** and proceed to step 5 below.
- 3 If you do not have an account, click Join, then, follow the prompts and enter your name and contact information into the applicable fields.

 An asterisk (*) indicates the field is mandatory

- 4 Click the checkbox for "I am not a robot" and follow the instructions
- 5 Check your email for a link to complete your account activation
 - For **Hotmail** accounts, check your **Spam** folder
 - For **Gmail** accounts, check your **Promotions**, **Focused** and **Spam** folders

If you cannot locate the activation email, or if you are unable to log in, contact a Centre for assistance.