

# 2022 ANNUAL MUNICIPAL REPORT HIGHLIGHTS

FOR THE FISCAL YEAR ENDED DECEMBER 31, 2022

**CITY OF BURNABY**  
BRITISH COLUMBIA, CANADA





Government Finance Officers Association

**Award for  
Outstanding  
Achievement in  
Popular Annual  
Financial Reporting**

Presented to

**City of Burnaby  
British Columbia**

For its Annual Financial Report  
For the Fiscal Year Ended

December 31, 2021

*Christopher P. Morill*

Executive Director/CEO

Government Finance Officers Association of the United States and Canada (GFOA) has given an Award for Outstanding Achievement in Popular Annual Financial Reporting to the City of Burnaby for its Popular Annual Financial Report for the fiscal year ended December 31, 2021. The Award for Outstanding Achievement in Popular Annual Financial Reporting is a prestigious national award recognizing conformance with the highest standards for preparation of state and local government popular reports.

In order to receive an Award for Outstanding Achievement in Popular Annual Financial Reporting, a government unit must publish a Popular Annual Financial Report, whose contents conform to program standards of creativity, presentation, understandability, and reader appeal.

An Award for Outstanding Achievement in Popular Annual Financial Reporting is valid for a period of one year only. The City of Burnaby has received a Popular Award for the last five consecutive years (fiscal years ended 2017-2021). We believe our current report continues to conform to the Popular Annual Financial Reporting requirements, and we are submitting it to GFOA to determine its eligibility for another Award.

---

## Our Purpose

To create the city that we all want to live in and be in.

Burnaby is located on the ancestral and unceded homelands of the hən̓əməiṇ̓əm and Skwxwú7mesh speaking peoples.

# Table of Contents

Produced by the Finance Department at the City of Burnaby in cooperation with all civic departments.

- 5 CITY COUNCIL
- 7 MESSAGE FROM THE MAYOR
- 8 BURNABY AT A GLANCE
- 12 INTEGRATED PLANNING FRAMEWORK AND SERVICE HIGHLIGHTS
- 20 FINANCIAL HIGHLIGHTS
- 28 CONTACT INFORMATION

# Introduction

The 2022 Annual Municipal Report Highlights provides an executive summary of the City of Burnaby's 2022 Annual Municipal Report, which is located on the City's website at [Burnaby.ca/FinancialPlan](https://www.burnaby.ca/FinancialPlan). The highlights document contains an overview of statistics, achievements for 2022 in relation to Burnaby's Strategic Plan, financial charts and graphs, as well as the Consolidated Statement of Operations and Accumulated Surplus and Consolidated Statement of Financial Position which forms part of the City's consolidated financial statements. The consolidated financial statements were prepared in accordance with Canadian public sector standards and audited in accordance with Canadian generally accepted auditing standards.

# CITY COUNCIL



Mayor Mike Hurley



Councillor  
Pietro Calendino



Councillor  
Sav Dhaliwal



Councillor  
Alison Gu



Councillor  
Joe Keithley



Councillor  
Richard T. Lee



Councillor  
Maita Santiago



Councillor  
Daniel Tetrault



Councillor  
James Wang

# Message from the Mayor

# MESSAGE FROM THE MAYOR



On behalf of Burnaby City Council, I'm pleased to present the 2022 Annual Municipal Report Highlights.

The past year was a period of tremendous growth for Burnaby. Our municipality continues to enjoy a strong financial position which will allow us to pursue the projects and priorities that matter to Burnaby residents.

Over the past few years, the City and its staff have started to establish meaningful relationships with Indigenous nations in our region. These foundational relationships are essential to incorporating Indigenous perspectives into the work we do every day. We're still in the early stages of developing government-to-government relationships with local Nations, but it's heartening to see the respect and connections growing.

Ultimately, this is about living up to our ideal of being a truly world-class, diverse city that is welcoming for people from all walks of life.

A few years ago, the City of Burnaby committed to ambitious climate targets to ensure we do our part to reduce the effects of climate change in our community. The urgency to hit those targets has never been greater – which is why we are launching innovative, large-scale projects with the potential to eliminate thousands of tonnes of carbon emissions annually, while delivering huge benefits to Burnaby residents.

Housing is a concern for many living in Metro Vancouver, but Burnaby has made strides that are beginning to make positive, lasting impacts on people's lives. New City policies are generating more of the kind of housing we so desperately need. For the second year in a row, there are more new non-market rental housing units in development than market rentals. At the same time, staff are working with the community to advance new policies promoting the construction of the missing middle housing types, such as laneway homes and suites in semi-detached homes, that Burnaby needs.

In 2022, we launched the most ambitious capital plan in Burnaby's history, and we're excited to continue that work in 2023. The 2023 Capital Plan investment is \$291.4 million, part of a total five-year plan to invest \$901 million to build recreation centres, essential transportation infrastructure and city facilities to keep our community moving. Best of all, these projects will be funded through reserves, meaning they will not affect property taxes.

I'm extremely proud of the service we provide to residents – from waste collection to snow removal, our City staff are the hardest workers I know. But we're committed to finding ways to improve our service levels, and to make it even easier to access the programs and services that people rely on every day.

It is an honour to serve as the Mayor of Burnaby, and I'm grateful to have the support of this community as we work towards our goal of making Burnaby into a world-class city.

Thank you.

Mayor Mike Hurley

# Burnaby at a Glance

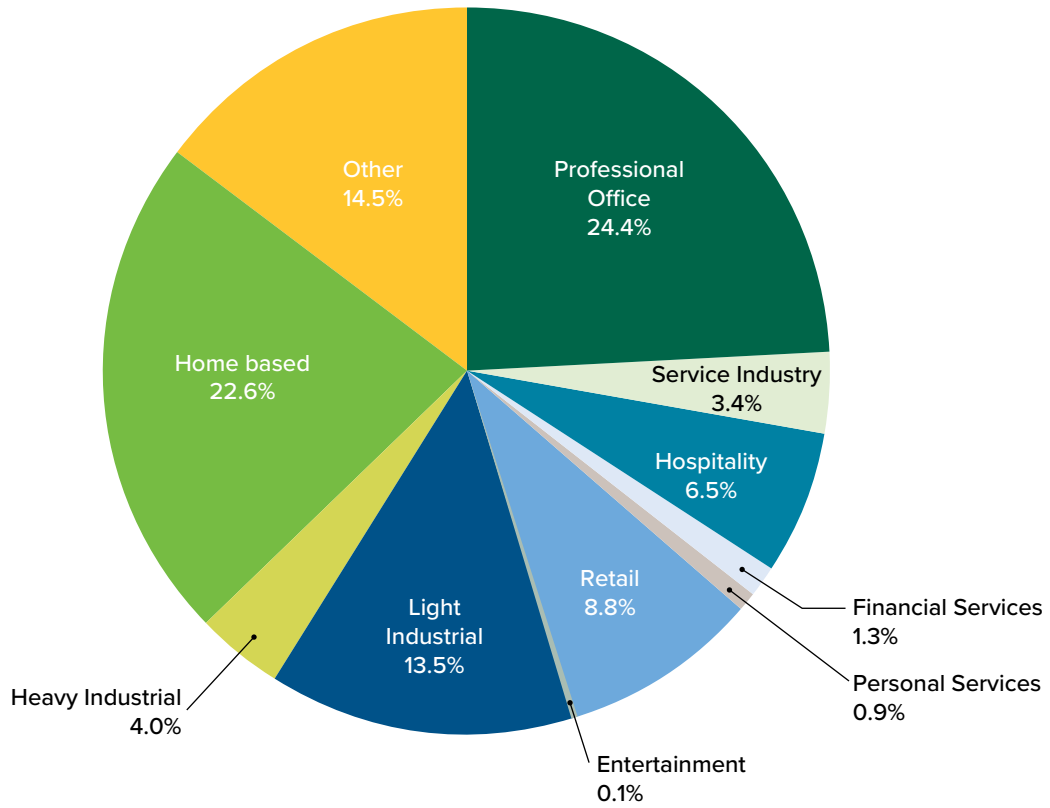


The City of Burnaby was incorporated in 1892 and grew quickly due to its central location adjoining the cities of Vancouver and New Westminster. Although initially founded as an agricultural area, it quickly grew as a favoured suburban district of homes with diverse and beautiful neighbourhoods. After the Second World War, Burnaby boomed with many new residential subdivisions and diverse commercial and industrial developments. From the 1970s to the 1980s, Burnaby was further transformed by the introduction of a new vision and Official Community Plan that defined a sophisticated urban centre.

Today, Burnaby is the third-largest city in British Columbia, with four vibrant town centres and large districts for technology, business and education. Burnaby's citizens live in a broad range of neighbourhoods served by an outstanding park system and innovative civic facilities. Together, these amenities help Burnaby continue to chart a path forward as an economic, social and environmentally sustainable city.



# 2022 BURNABY BUSINESS DISTRIBUTION BY SECTOR



Source: City of Burnaby - Community Safety Department



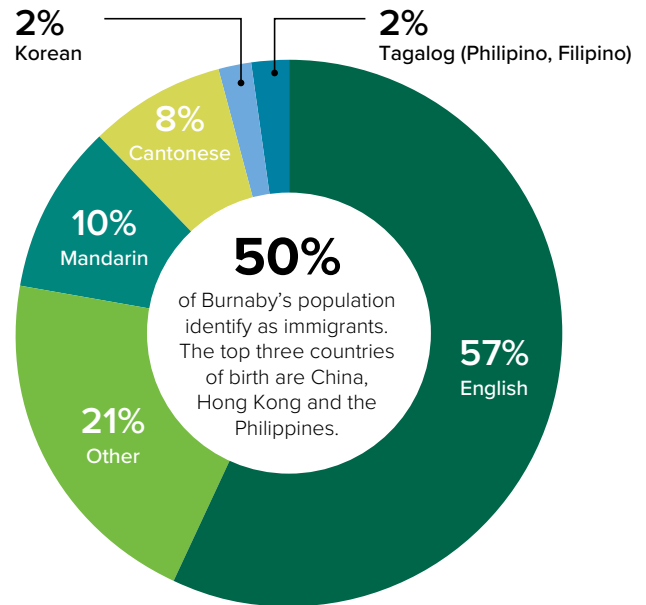
## POPULATION (2021)



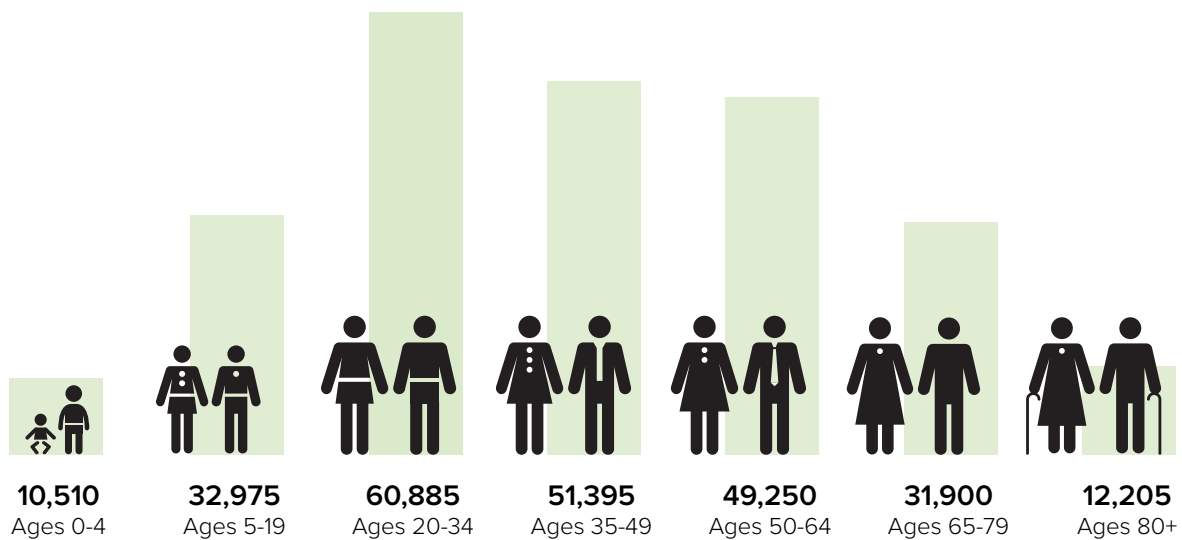
# 249,125

While Burnaby occupies just over 3% of the land area of Metro Vancouver, it accounts for approximately 10% of the region's population. It is the third most populated urban centre in British Columbia with a total population of 249,125 in 2021.

## LANGUAGES SPOKEN AT HOME



## POPULATION BY AGE (2021)



## LABOUR FORCE



# 137,320

People over 15 years of age in the labour force



# 6.9%

Unemployment (GVRD 2021 Average rate)

# 1/3

of Burnaby residents walk, cycle, or take transit to work.

## HOUSEHOLD STATISTICS (2021)



**2.8**

Average persons per household



**42** years

The population is getting older. In 1996, the average age was 37.8, compared to 42 in 2021



**63%**

of the population aged 15 years and older has a post-secondary certificate, diploma, or degree.



**\$83,000**

Median family income (2020)



**60%**

Owner Households

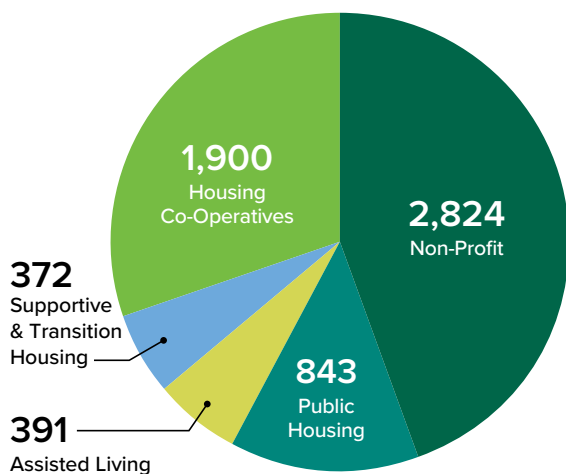


**40%**

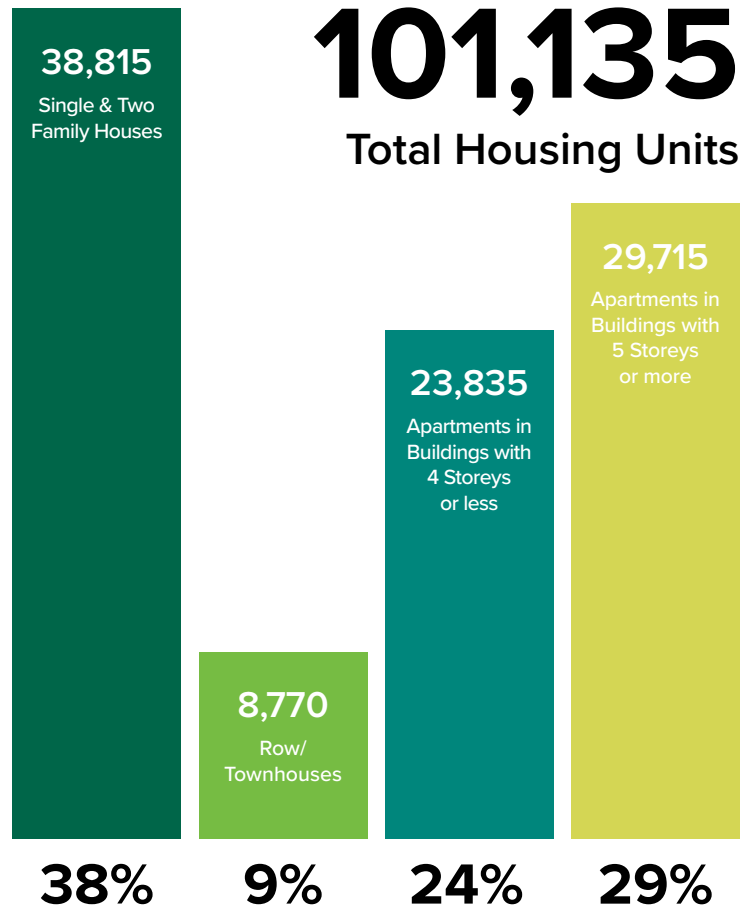
Tenant Households

## NON-MARKET HOUSING

Total Units: 6,330



**101,135**  
Total Housing Units



## TOP 5 OCCUPATIONS



**25%**

Sales & Service Occupations



**13%**

Natural & applied sciences & related occupations



**20%**

Business, Finance & Administration Occupations



**10%**

Education, Law & Social, Community & Government Services



**14%**

Trades, Transport & Equipment Operators & Related Occupations



**18%**

All Other Occupations

# Integrated Planning Framework and Service Highlights

# INTEGRATED PLANNING FRAMEWORK

The City of Burnaby utilizes an integrated planning framework as the foundation for coordinating and advancing activities in support of its overall vision.

The framework, comprised of three separate and complementary planning processes, results in a set of integrated plans that guide City actions and decisions. The Strategic Plan (SP), the Financial Plan (FP) and the Action Plan (AP) establish the principles that drive the delivery of services, building on optimal strategies and activities to advance implementation of the overall vision and goals of the City.



## Burnaby Strategic Plan

The City of Burnaby’s Purpose is to create the city that we all want to live and be in. The Strategic Plan (SP) is founded upon and guided by the goals that the City has established through a series of forward-thinking, long-term plans, including Council’s adopted trilogy of sustainability strategies (social, environmental and economic), the Official Community Plan and other City policies that establish the planning and resource context for our work.

Through the SP, the City has articulated its core values of **Community, Integrity, Respect, Innovation** and **Passion**. These values describe how we do our work, and are the principles that guide our actions and decisions.

## The City’s long term goals are:

PEOPLE	CUSTOMERS	COMMUNITY
<p><b>Empower happy, engaged and committed staff</b></p> <p>We hire, develop and support staff to connect to our purpose and values. Our people have the tools and skills to do high-quality work, and the confidence and trust to work together, take risks, and dream big.</p>	<p><b>Provide industry-leading and innovative customer experience</b></p> <p>We find new ways to make it easier for residents and businesses to get things done. We remove barriers, listen to internal and external customers and make each interaction a positive experience.</p>	<p><b>Create vibrant communities</b></p> <p>We build communities that inspire people to live their best lives. We build a city that is sustainable, inclusive and livable.</p>

In alignment with the above Integrated planning framework, the following are service highlights from 2022 listed by department.

## OFFICE OF THE CHIEF ADMINISTRATIVE OFFICER

### CIVIC INNOVATION LAB

The City of Burnaby and Simon Fraser University partnered to create the Civic Innovation Lab. This non-profit society will enable the City to benefit from leading-edge academic research, harnessing SFU's strength in advancing research initiatives into practical solutions for real-world problems. Over the long term the initiative will provide the City with a permanent research base where students and researchers apply their education and knowledge to develop real world solutions, helping to solidify the City's role as a leader in solving urban issues.

### BURNABYCONNECT APP

The City of Burnaby has launched its official app which helps residents to stay connected to the City. The app lets users, residents and citizens have easy access to information and services provided at the City of Burnaby.

## PEOPLE AND CULTURE DEPARTMENT

### CERTIFICATION OF RECOGNITION AUDIT

The City of Burnaby's Occupational Health and Safety (OHS) team conducted the annual internal maintenance audit to maintain the City's Certificate of Recognition with WorkSafeBC.



Civic Innovation Lab logo

# INFORMATION TECHNOLOGY DEPARTMENT

## EXPANDED AND ENHANCED FREE WI-FI FOR CITIZENS

Free Wi-Fi to citizens at City facilities was enhanced by upgrading existing Wi-Fi equipment and installing new high-speed Wi-Fi equipment in high-density areas with coverages gaps, including Bonsor Recreation Complex, Christine Sinclair Community Centre, Burnaby Eco-Centre, Burnaby Village Museum, Mintara (Burnaby Mountain restaurant) and Cameron Recreation Complex, cumulating in over 88 access point upgrades. Additionally, based on civic projects undertaken by Engineering, existing conduit was repaired, fibre conduit was installed, and fibre cable was laid in those conduits to connect all the City locations with high-speed network connections.

# CORPORATE SERVICES DEPARTMENT

## MASS NOTIFICATION SYSTEM

The City developed and launched a Mass Notification System. This priority initiative was identified in the Community Safety Plan and is used to communicate Burnaby-specific emergency and disaster information.

## ELECTION

Legislative Services was responsible for the administration of local government elections and the election in October 2022. Council also directed staff to prepare bylaw amendments to facilitate mail ballot voting at large across the city and for the first time ever, eligible Burnaby voters were able to vote by mail. In addition, the Elections Office facilitated a contest in partnership with School District 41 that invited local students to participate in an art competition to design a wrap for mail ballot boxes for the 2022 local government election. The theme was “It’s 2022 – Why Vote?” The City received 180 submissions from elementary schools throughout Burnaby.



# FINANCE DEPARTMENT

## ONLINE BIDDING SYSTEM

The City adopted a new online bidding system to streamline and simplify the procurement process, and improve efficiency and transparency for businesses and the City. This intuitive system allows businesses to securely view, register, download and submit bids online, allowing them greater flexibility to respond to the City's bid opportunities anytime from anywhere. Going digital simplifies and automates administrative tasks for both the City and businesses alike.

## FINANCIAL PUBLICATION AWARDS

The City has received the following three awards from the Government Finance Officers Association of US and Canada (GFOA) for their financial publications:

- » Distinguished Budget Presentation Award for the Financial Plan, fiscal period beginning January 1, 2022.
- » Canadian Award for Financial Reporting for the Annual Municipal Report, year ended December 31, 2021.
- » Popular Annual Financial Reporting Award for the Annual Municipal Report Highlights, year ended December 31, 2021.



Online bidding system

# ENGINEERING DEPARTMENT

## TRUTH AND RECONCILIATION CROSSWALK

In partnership with the Burnaby School District to support Truth and Reconciliation, a new crosswalk designed by Coast Salish artist Atheana Picha was implemented near Westridge Elementary School. The crosswalk design, which features Thunderbirds mirroring each other, was unveiled on June 20, 2022 in advance of the National Day for Truth and Reconciliation in a school ceremony.

## SCHOOL SAFETY AND TRAFFIC STUDY - ELEMENTARY SCHOOLS

School zones can be a hectic place especially during the drop-off and pick-up times, which have raised safety concerns to those who walk, roll, and cycle to and from school. This project reviewed and identified traffic and safety measures within the vicinity of all 41 elementary schools within the Burnaby School District No. 41. Both the school administrators and the Parent Advisory Council at each school were engaged to provide input. The improvement measures will be implemented as part of the transportation capital program.

## BUS SHELTER PRIORITY MODEL AND PROGRAM

This project developed a prioritization model to identify locations for future bus shelter installation. The evaluation framework considered transit indicators such as daily boarding, number of transit routes on the corridor, and level of transit service, as well as other inputs such as proximity to schools, recreational facilities and commercial areas. This project supports the goals included in Connecting Burnaby: Burnaby's Transportation Plan to install new bus shelters, benches and/or other amenities to increase the comfort of transit riders at 370 locations by 2030. The annual upgrade target is 50 locations.



# COMMUNITY SAFETY DEPARTMENT

## EXTREME HEAT PLAN

The City developed an Extreme Heat Plan, which implements recommendations identified within the Heat Events Summary Report. The plan also included extensive consultation with the City's community partners to assist with the overall safety of the community.

## SHORT-TERM RENTALS

After council adopted new bylaw regulations in mid-2022 that permit home-owners to offer short-term rentals (STR), the Licence Office has implemented processes to licence and regulate these new businesses. The newly introduced regulations will provide home owners with the opportunity to offer temporary accommodations for short stays while also ensuring the protection of long term housing.

## GANG VIOLENCE SUPPRESSION

Officers with Burnaby RCMP's Gang Enforcement Team conducted proactive enforcements on various members and associates of gangs and street level organized crime groups. Their investigations resulted in 13 arrests, seizure of bulk quantity street drugs and illicit cannabis, multiple counterfeit identification cards and financial cards, forfeiture of approximately \$50,000 proceed of crime in cash; seizure of several crime vehicles estimated values \$150,000 in total and seizure of various weapons.



Burnaby gang enforcement traffic stop

# PLANNING AND DEVELOPMENT DEPARTMENT

## DEVELOPMENT APPROVALS PROCESS IMPROVEMENTS

Planning staff completed a 12 month deep review of the City’s development approvals processes, culminating in a final report with 18 recommendations to improve the efficiency and effectiveness of development approvals. Staff initiated a 12 month, focused effort to implement the 18 recommendations, which will lead to simpler processes, reduced approval times, and greater staff, customer and community satisfaction. This effort will extend to August 2023, when it will transition to operational sustainment.

## PARTNERSHIP DEVELOPMENT OF NON-MARKET MODULAR HOUSING

The City secured construction/operating partner, obtained \$11.1 million of Canada Mortgage and Housing Corporation capital funding, and issued all development approvals/permits to build 49 units of affordable housing for women and children at risk of homelessness at 8305 11th Avenue. The homes are anticipated to be ready in early 2023 – an unprecedented 18 months from project inception to building occupancy.

## CONSERVATION OF FORESTED LANDS IN CARIBOO HEIGHTS

Council approved a park dedication bylaw to permanently set aside forested lands for conservation in the Cariboo Heights Community Plan and directed staff to expand the Brunette River Conservation Area to incorporate forested lands as part of the Official Community Plan update.

## URBAN RESILIENT FUTURES - BUILDING RETROFIT TASKFORCE

In 2022, the City actively participated in and supported the first of the three-year Urban Resilient Futures Partnership with the Simon Fraser University Morris J. Wosk Center for Dialogue and Vancity. This first year included the development and delivery of the cross-sectoral Zero Emissions Building Retrofit Taskforce. The taskforce delivered a suite of recommendations to Council which will be integrated into the process for the development of the City’s Building Retrofit Strategy in 2023.



Rendering image of 8305 11th Avenue (Elizabeth Fry Society)

# PARKS, RECREATION AND CULTURE DEPARTMENT

## COMMUNITY SPECIAL EVENTS AND FESTIVALS

The City-organized, free-admission special events and festivals returned to full capacity this spring and summer with large audiences, surpassing the numbers from pre-Covid with an estimated 90,000 people. Canada Day was rebranded as the new StreetFest on Central and relocated to offer a more accessible site for the community. The City hosted the inaugural Opera in the Park as part of the expanded Classical Weekend alongside the ever-popular Symphony in the Park event. Other summer signature events included National Indigenous Peoples' Day, Burnaby Blooms and Burnaby Pride. City-wide summer community events bringing music, movies and more to park spaces throughout our community.

## HARMONY FOR ALL

This program provided musical instruments and education to underserved Burnaby citizens who are currently unable, for economic reasons, to fulfill an interest in learning how to play a musical instrument. City staff collected 450 donated musical instruments, which were assessed, serviced and inventoried as part of a community-based initiative to provide instrument accessibility. The lending program application process was opened to students and the scholarships will be awarded next year.


# BURNABY PUBLIC LIBRARY

## NEW TEEN SPACE AT TOMMY DOUGLAS LIBRARY

The Burnaby Public Library opened a new space for teens at the Tommy Douglas branch. The space was designed with input from Burnaby teens and includes study space, comfy seating, high-end computers, lendable tablets, a keyboard and a sewing machine.

## LENDABLE TECHNOLOGY

The Burnaby Public Library (BPL) continued to expand its Curiosity Collection, which includes Wi-Fi hotspots, light therapy lamps and coding tools. Wi-Fi hotspots can be borrowed by library patrons, and are also shared with community organizations through the work of BPL's four community librarians.



Teen Space Sign at Tommy Douglas Library

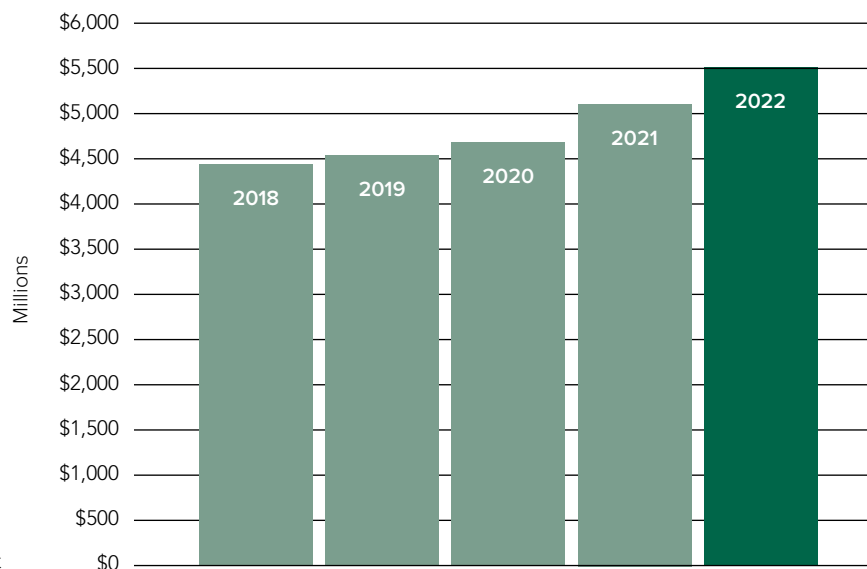
# Financial Highlights

# FINANCIAL HIGHLIGHTS

## Consolidated Accumulated Surplus

The City’s financial position continued to be healthy throughout 2022 with an annual surplus of \$403.3 million (2021 - \$432.4 million), bringing Accumulated Surplus to \$5,502.2 million. The Accumulated Surplus on the Consolidated Statement of Financial Position is a key measure of the City of Burnaby’s financial strength and long-term sustainability. Accumulated surplus is the amount by which Financial Assets exceed all liabilities and it is represented by Net Financial Assets, which are the City’s reserve funds and reserves of \$2,131.2 million (2021 - \$1,917.1 million), and Non-Financial Assets of \$3,371.0 million (2021 - \$3,181.8 million), the majority of which are capital assets, such as civic buildings, recreation centres, parks, roads, water and sewer infrastructure and land. Non-Financial Assets also include inventory of supplies and prepaid expenses.

### CONSOLIDATED ACCUMULATED SURPLUS (\$) 2018-2022



Source: Finance Department



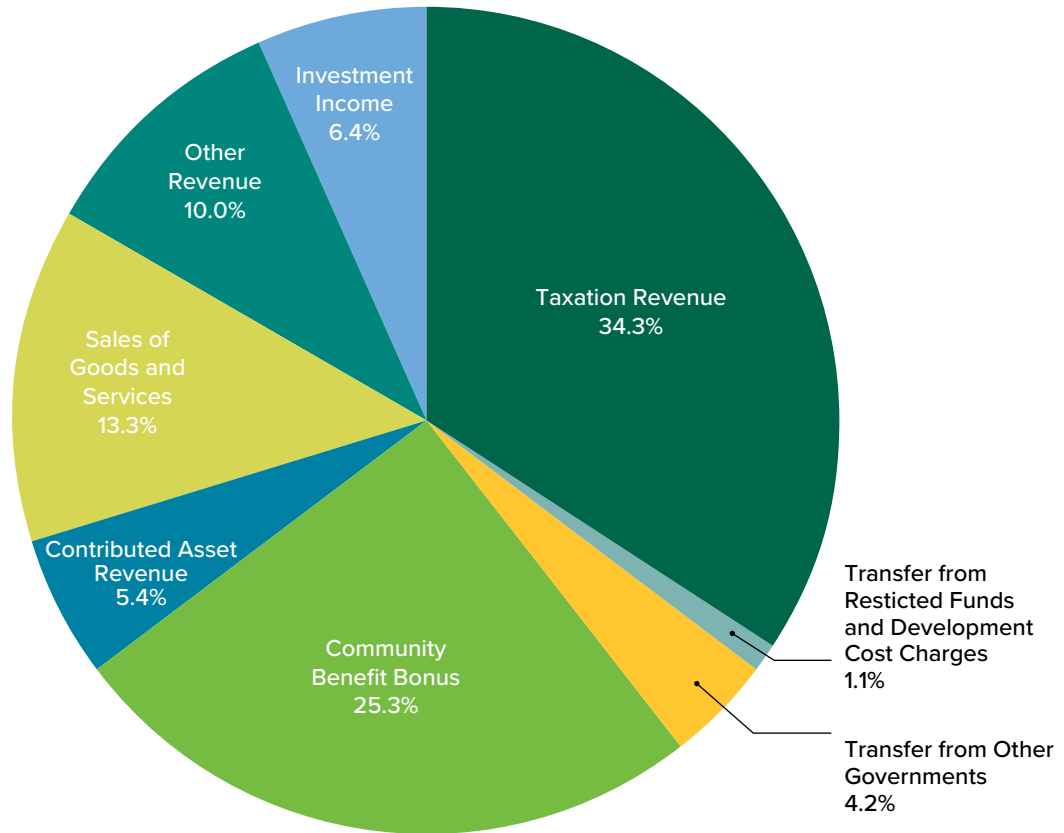
Burnaby fleet vehicles at the EV parking lot equipped with a large-scale solar canopy

## Consolidated Revenue by Source

In 2022, consolidated revenues were \$989.1 million compared to \$954.5 million in 2021. The increase from prior year is primarily related to: higher contributed asset revenue, primarily associated to the Mayberry property acquisition; increase in investment income, resulting from higher interest yield and portfolio growth; increase in grants received; increase in property taxes including new growth; and higher building and development permit revenue as 2022 was a record breaking year with a total construction value of over \$2.5 billion. This is partially offset by a decrease in revenue from developer contributions. Despite this decrease, development activity remained strong during 2022.

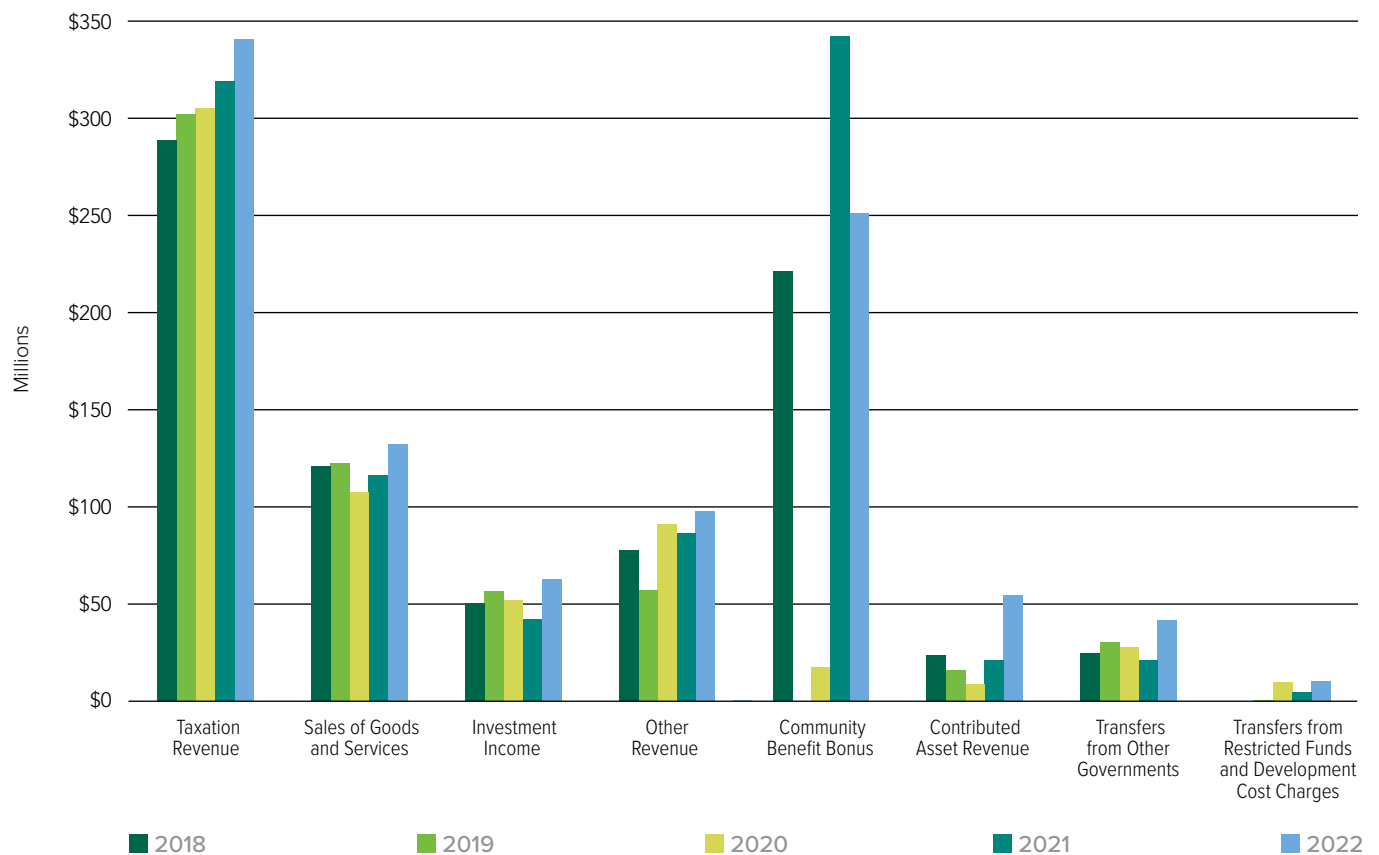
The majority of the City’s revenue is primarily through taxation revenue generated by property taxes and sewer parcel taxes. In 2022, total taxation revenue was \$339.1 million representing 34.3% of the City’s overall revenue. In 2022, development activities remained strong and the City received community benefit bonus from developer contributions in the amount of \$250.7 million representing 25.3% of the City’s overall revenue. Two additional streams of revenue for the City is through sales of goods and services and investment income, representing 13.3% and 6.4% respectively for 2022. Sales of goods and services primarily comprises of various user fees charged to the public for use of City programs and services such as metered water and sewer use, and recreational and cultural program fees. With the exception of recreational programming and parking revenues, most revenues have returned to pre-pandemic levels. These revenues however have shown improvement compared to 2021.

### CONSOLIDATED REVENUE BY SOURCE (%) 2022



Source: Finance Department

CONSOLIDATED REVENUE BY SOURCE (\$) 2018-2022



Source: Finance Department

Investment income of \$62.9 million represents 6.4% of the City’s overall revenue. The City’s reserve funds and reserves are invested in short and long-term investments based on the City’s projected cash flow needs. During 2022, the investment portfolio earned an average annual yield of 2.89% and generated a notable return of \$67.5 million. A portion of this return, \$4.6 million of investment earnings, was allocated to the Development Cost Charges Reserve Funds, which is reflected as deferred revenue and included in the consolidated financial statements as a liability.

The remaining 20.7% of the City’s revenues in 2022 consists of other revenue, contributed asset revenue and various transfers from other governments and restricted funds/ development cost charges.

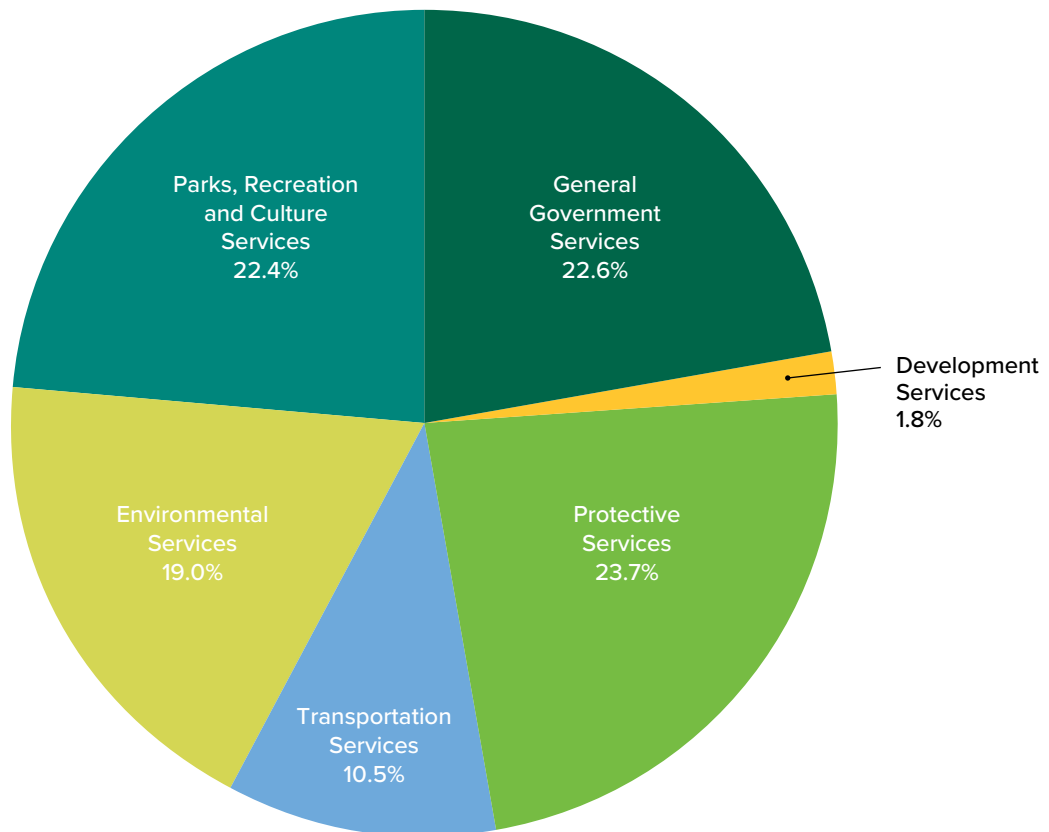
## Consolidated Expenses by Function

The City of Burnaby’s expenditure profile is relatively constant from year to year, comprising of six main functions: protective services; general government services; parks, recreation and culture services; environmental services; transportation services; and development services.

Protective services accounts for 23.7% of the City’s overall expenditures in 2022 and is comprised of activities that provide community safety, including fire services, policing services and bylaw enforcement services. General government services accounts for 22.6% and includes administrative and strategic functions that support the City in their local government operations and capital acquisitions. Parks, recreation and culture services accounts for 22.4%, which includes functions related to maintaining the City’s 5,400 acres of parks and its golf courses, providing recreational and cultural programs at the City’s community centres, and offering library services at the City’s four library branches. Environmental services accounts for 19.0% which consists of activities related to collection services for refuse and recycling, provision of clean water and sewer utilities. Transportation services accounts for 10.5% and includes the coordination and maintenance of various areas such as roads, sidewalks, traffic/pedestrian signals that enable the citizens to efficiently and safely travel throughout the City. Lastly, development services account for the remaining 1.8% which consists of the City’s current and long range planning functions.

Consolidated expenses of \$585.8 million increased in 2022 from the prior year by \$63.6 million primarily due to: increases in the collective agreement costs; derecognition of the Mayberry Building and other capital asset retirements; increase in amortization from new facilities and infrastructure; increase in grants issued to non-market housing partners; increase in programs and services costs associated with reopening of facilities once pandemic health restrictions were lifted; Greater Vancouver Sewer and Drainage District and Greater Vancouver Water District charges; and other general contract and inflationary increases.

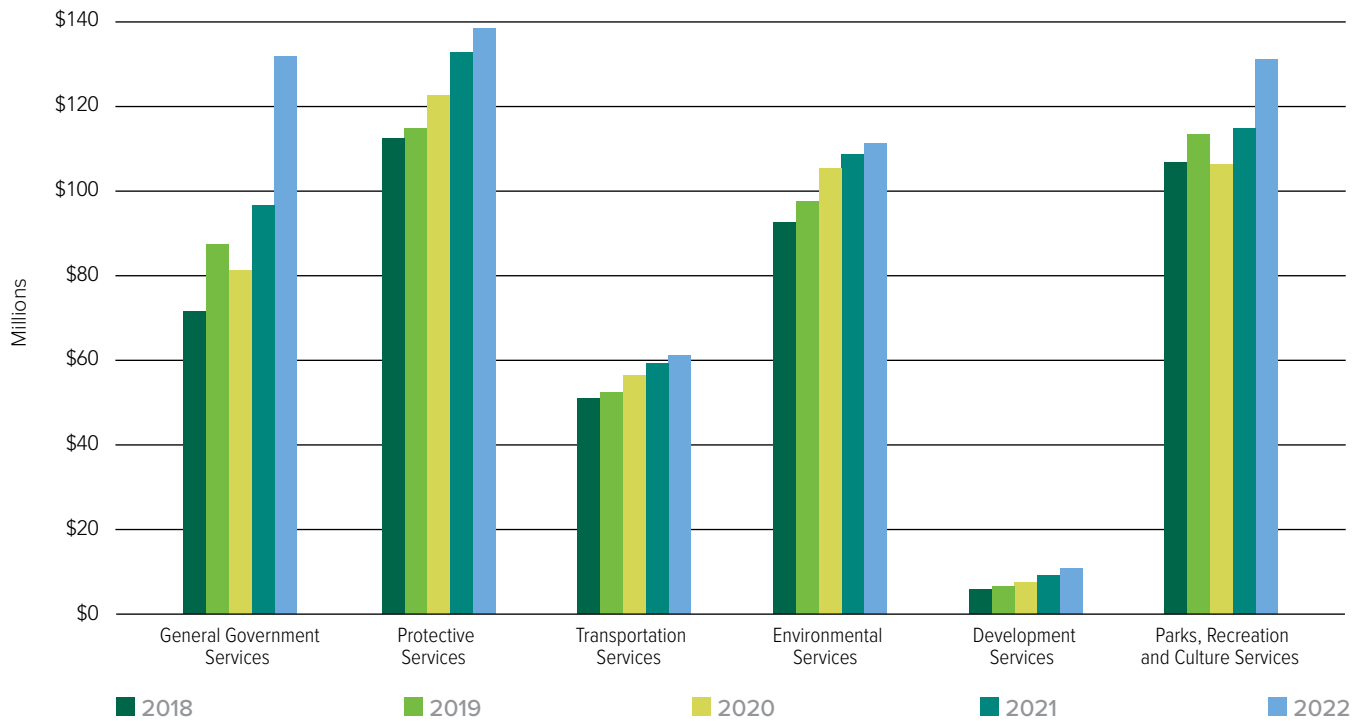
### CONSOLIDATED EXPENSES BY FUNCTION (%) 2022



Source: Finance Department



### CONSOLIDATED EXPENSES BY FUNCTION (\$) 2018-2022

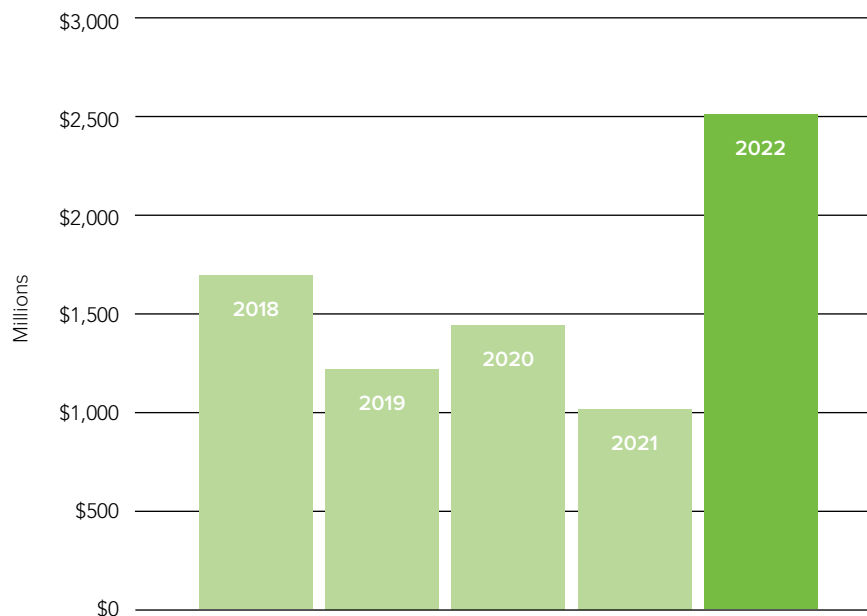


Source: Finance Department

### Value of Building Permits Issued

The value of the building permits issued by the City in the last five years has fluctuated. However, 2022 was a record year as the City experienced a significant increase of 145.4% in total construction value of permits issued with 1,255 permits issued with a total construction value of \$2.5 billion. Strong development activity sets Burnaby up for anticipated population growth and reconfirms that Burnaby is among the fastest growing major municipalities in Canada.

### VALUE OF BUILDING PERMITS ISSUED (\$) 2018-2022



Source: Planning and Development Department

## Consolidated Statement of Financial Position

As at December 31, 2022, with comparative figures for 2021

	2022 Actual (\$)	2021 Actual (\$)
<b>Financial Assets</b>		
Cash and cash equivalents	74,496,683	339,136,328
Investments	2,131,938,250	1,682,428,878
<b>Accounts receivables:</b>		
Accrued interest	193,351,896	191,830,949
Taxes	8,692,082	6,430,898
Local improvement frontage tax	1,425,929	1,767,377
Other receivables	192,884,700	126,916,121
	396,354,607	326,945,345
<b>Total Financial Assets</b>	<b>2,602,789,540</b>	<b>2,348,510,551</b>
<b>Financial Liabilities</b>		
<b>Accounts payables and accrued liabilities:</b>		
Due to other governments	69,722,939	61,456,778
Accounts payable	71,183,107	46,522,896
Accrued liabilities	22,562,755	24,104,888
	163,468,801	132,084,562
Deposits - damages, servicing and other	58,328,723	51,674,267
Deferred revenue	98,244,412	101,316,041
Development cost charges and restricted funds	151,572,673	146,346,376
<b>Total Financial Liabilities</b>	<b>471,614,609</b>	<b>431,421,246</b>
<b>Net Financial Assets</b>	<b>2,131,174,931</b>	<b>1,917,089,305</b>
<b>Non-Financial Assets</b>		
Tangible capital assets	3,364,432,457	3,176,034,592
Inventory of supplies	2,857,484	2,217,865
Prepaid expenses	3,771,160	3,592,613
<b>Total Non-Financial Assets</b>	<b>3,371,061,101</b>	<b>3,181,845,070</b>
<b>Accumulated Surplus</b>	<b>5,502,236,032</b>	<b>5,098,934,375</b>

## Consolidated Statement of Operations and Accumulated Surplus

For the year ended December 31, 2022, with comparative figures for 2021

	2022 Budget (\$)	2022 Actual (\$)	2021 Actual (\$)
<b>Revenues</b>			
Taxation revenue	333,815,300	339,096,005	319,636,883
Sales of goods and services	129,960,600	131,947,031	116,849,717
Investment income	50,822,800	62,946,483	42,263,976
Other revenue	57,376,100	98,492,677	86,346,264
Community benefit bonus	120,000,000	250,677,570	341,660,886
Contributed asset revenue	7,000,000	53,828,928	21,695,904
Transfers from other governments	31,081,100	41,765,263	21,644,029
Transfer from restricted funds and development cost charges	8,680,000	10,360,086	4,417,735
<b>Total Revenues</b>	<b>738,735,900</b>	<b>989,114,043</b>	<b>954,515,394</b>
<b>Expenses</b>			
General government services	117,031,100	132,562,752	96,773,236
Protective services	137,467,000	138,617,303	132,998,744
Transportation services	61,230,000	61,368,385	59,563,093
Environmental services	115,630,100	111,388,960	108,638,347
Development services	10,553,100	10,725,710	9,238,279
Parks, recreation and culture services	131,960,300	131,149,276	114,945,587
<b>Total Expenses</b>	<b>573,871,600</b>	<b>585,812,386</b>	<b>522,157,286</b>
<b>Annual Surplus</b>	<b>164,864,300</b>	<b>403,301,657</b>	<b>432,358,108</b>
<b>Accumulated Surplus, Beginning of Year</b>	<b>5,098,934,375</b>	<b>5,098,934,375</b>	<b>4,666,576,267</b>
<b>Accumulated Surplus, End of Year</b>	<b>5,263,798,675</b>	<b>5,502,236,032</b>	<b>5,098,934,375</b>

To see the full set of financial statements and notes, please refer to the 2022 Annual Municipal Report at [Burnaby.ca/FinancialPlan](https://www.burnaby.ca/FinancialPlan).

# Contact Information

## City Hall

4949 Canada Way, Burnaby, BC, Canada V5G 1M2  
604-294-7944

## Hours of Operation

Monday-Wednesday | 8 am-4:45 pm

Thursday | 8 am-8 pm

Friday | 8 am-4:45 pm

# CONTACT INFORMATION

**OFFICE OF THE CHIEF ADMINISTRATIVE OFFICER (CAO)**  
604-294-7101

**PEOPLE AND CULTURE DEPARTMENT**  
careers@burnaby.ca | 604-294-7303

**INFORMATION TECHNOLOGY DEPARTMENT**  
helpdesk@burnaby.ca | 604-294-7939

**LEGISLATIVE SERVICES**  
legislativeservices@burnaby.ca | 604-294-7290

**CITIZEN SUPPORT SERVICES**  
volunteers@burnaby.ca | 604-294-7980

**FINANCE DEPARTMENT**  
finance@burnaby.ca | 604-294-7362

**FIRE STATION 1**  
fire@burnaby.ca | 604-294-7195 (non-emergency)

**BURNABY RCMP DETACHMENT**  
604-646-9999 (non-emergency) | 604-646-9704 (fax)

**ENGINEERING DEPARTMENT**  
engineering@burnaby.ca | 604-294-7460

**LANDS AND FACILITIES DEPARTMENT**  
604-294-7424

**PLANNING AND DEVELOPMENT DEPARTMENT**  
Planning and Development Division  
planning@burnaby.ca | 604-294-7400

Building Division  
building@burnaby.ca | 604-294-7130

**PARKS, RECREATION AND CULTURE DEPARTMENT**  
parks@burnaby.ca | 604-294-7450

**BURNABY PUBLIC LIBRARY ADMINISTRATION**  
604-436-5427



